

**YOUTH INVOLVEMENT IN POLITICAL PARTY AND ITS INFLUENCE ON
SOCIOECONOMIC DEVELOPMENT: A CASE OF KAMPALA DISTRICT, UGANDA**

ADAN BASHIR MOHAMUD



**A THESIS/PROJECT SUBMITTED IN PARTIAL FULFILMENT OF THE
REQUIREMENT FOR THE AWARD OF MASTER OF PUBLIC ADMINISTRATION
AND MANAGEMENT DEGREE IN PUBLIC POLICY FORMULATION AND
MANAGEMENT OF**

MOUNT KENYA UNIVERSITY

JULY, 2025


DECLARATION AND APPROVAL

Declaration

This thesis/project is my original work and has never been presented for any academic award in any institution.

Name: **Adan Bashir Mohamud**

Reg. No. **MPAM/2019/51507**

Signature..... 


...Date...**08/07/2025**

Approval

This thesis/project is being submitted for examination with our approval as university supervisors

Name: **Dr. Kennedy Nyariki (Ph.D.)**

Institutional Affiliation.....Mount Kenya University

Signature..... 

...Date...**08/07/2025**

DEDICATION

This project is dedicated to my mother, Ndifo Hirsi Arab, whose constant support, love, and encouragement made its completion possible. I truly couldn't have done it without her.



ACKNOWLEDGEMENT

I am sincerely grateful to Allah for granting me the strength, knowledge, and opportunity to complete this research. While personal effort played a key role, this work would not have been possible without the support, encouragement, and guidance of several individuals.

I extend my heartfelt thanks to my supervisor, Dr. Kennedy Okemwa Nyariki, for his continuous support, patience, and expert advice throughout the research process. His valuable guidance was instrumental from the initial stages to the successful completion of this study.

Academic success requires both dedication and mentorship, and I truly appreciate the vital role my supervisor played in helping me stay focused and motivated.

I also thank everyone who supported me in any way during this journey. Your encouragement and assistance contributed significantly to the outcome of this research.

ABSTRACT

This research aimed to explore the involvement of youth in political decision-making and its effects on Uganda's socio-economic development, with a particular focus on Kampala District. It sought to assess the significance of youth representation in shaping the country's future socio-economic structure, examine the development of political leadership among young people, and analyze voter registration and participation trends. Youth make up a significant proportion of Uganda's population, yet their political influence remains relatively limited. Despite their demographic strength, youth often face challenges such as unemployment, limited political mentorship, and restricted access to decision-making spaces. Kampala District, as the political and economic hub of Uganda, presents a critical case for assessing how youth engage with formal political processes, particularly given the increasing calls for inclusive governance and accountability. A cross-sectional research design was utilized to gather and analyze data from a specific population or representative sample at a given time. This design was appropriate for assessing attitudes, behaviors, and outcomes related to youth political participation. The study engaged 135 participants, including government officials, local council members, community and youth leaders, representatives from educational institutions, non-voters, registered voters, and NGO representatives. Using Slovin's formula at a 5% margin of error, a sample of 100 respondents was selected to ensure a manageable and statistically reliable dataset. Participants were chosen using a stratified sampling technique to capture views from various stakeholder categories involved in or affected by youth political participation. Data collection was conducted using structured questionnaires that covered areas such as political awareness, involvement in party structures, access to civic education, and perceived impact on community development. Responses were analyzed using the Statistical Package for Social Sciences (SPSS), allowing for correlation analysis between independent and dependent variables. Descriptive statistics such as frequencies, percentages, means, and standard deviations were used to summarize findings, which were presented through tables, charts, and graphs for clarity. The study aimed to offer insights into the influence of youth political participation on Uganda's socio-economic progress and proposed strategies to enhance youth engagement in governance. The analysis revealed a strong, statistically significant correlation between youth representation and socioeconomic development ($r = 0.834$, $p = 0.000$), and an even stronger correlation for youth access to political information and civic education ($r = 0.937$, $p = 0.000$). A moderately strong but statistically insignificant correlation ($r = 0.732$, $p = 0.074$) was found between youth political leadership development and development, suggesting the need for further investigation into long-term leadership cultivation mechanisms. The findings underscore the importance of integrating youth into political party structures and providing consistent civic education to empower their participation. Policymakers and civil society organizations are encouraged to invest in youth political education, mentorship programs, and inclusive party systems to harness the demographic dividend for Uganda's development. Future studies may explore the barriers to youth political leadership and their participation at national versus local levels.

TABLE OF CONTENTS

Contents

DECLARATION AND APPROVAL.....	i
DEDICATION.....	ii
ACKNOWLEDGEMENT.....	iii
ABSTRACT.....	iv
TABLE OF CONTENTS	v
LIST OF TABLES.....	ix
LIST OF FIGURES	x
LIST OF ABBREVIATIONS AND ACRONYMS	xi
CHAPTER ONE	9
INTRODUCTION.....	9
1.0. Introduction.....	9
1.1 Background of the Study	9
1.1.1 Youth Involvement	13
1.1.2 Political Parties	15
1.1.3 Socioeconomic Development in Uganda.....	16
1.2. Statement of the Problem.....	19
1.3. Purpose of the Study.....	20
1.4. Objectives of the Study.....	20
1.5. Research questions.....	21
1.6. Significance/Rationale/Justification of the study.....	21
1.7. Scope of the Study	22
1.8. Study Limitations.....	23
1.9. Delimitations.....	24
1.10 Assumptions of the Study	25
1.11. Operational definition of key terms	26

CHAPTER TWO	29
LITERATURE REVIEW	29
2.1. Introduction.....	29
2.2. Theoretical Review	29
2.2.1 Youth Political Participation Theory	29
2.2.2 Social Capital Theory	31
2.2.3 Demographic Transition Theory.....	33
2.3. Empirical Literature	34
2.3.1. Youth Representation in Political Parties and Its Influence on Socioeconomic Development in Kampala District	35
2.3.2. Political Leadership Development Among Youth in Political Parties and Its Influence on Socioeconomic Development in Kampala District.....	36
2.3.3. Youth Access to Political Information and Civic Education in Political Parties and Its Influence on Socioeconomic Development in Kampala District.....	38
2.4. Conceptual Framework.....	39
2.5. Recap of Literature Review	41
2.5.1. Youth Representation in Political Parties and Its Influence on Socioeconomic Development.....	41
2.5.2. Political Leadership Development Among Youth and Its Influence on Socioeconomic Development.....	42
2.5.3. Youth Access to Political Information and Civic Education and Its Influence on Socioeconomic Development	43
CHAPTER THREE	45
RESEARCH METHODOLOGY	45
3.1. Introduction.....	45
3.1. Research Methodology	45
3.2. Research Design.....	46
3.3. Location of the Study.....	47
3.4. Target Population.....	47
3.5 Sample Population	48

3.6. Construction of research instruments.....	49
3.7. Testing for validity and reliability/and trustworthiness.....	50
3.7.1. Validity	50
3.7.2. Reliability.....	50
3.8. Data collection methods and procedures	50
3.8.1. Data Collection Methods	50
3.8.2. Data collection procedures.....	51
3.9. Proposed data analysis techniques and procedures.....	51
3.9.1. Quantitative Data Analysis	51
3.10 Ethical Considerations	53
CHAPTER FOUR.....	54
RESEARCH FINDINGS AND DISCUSSIONS	54
4.1 Introduction.....	54
4.2 Response Rate.....	54
4.3 Demographic Characteristics	54
4.3.1 Gender of respondents	54
4.3.2 Age of respondents	55
4.3.3 Education	56
4.3.4 Occupation of respondents.....	57
4.4 Descriptive Statistics.....	58
4.5 Inferential Statistics	67
4.5.1 Pearson Correlation Analysis.....	68
4.5.2 Regression Analysis.....	69
CHAPTER FIVE	73
SUMMARY, CONCLUSIONS, AND RECOMMENDATIONS	73
5.1 Introduction.....	73
5.2. Summary of findings.....	73
5.2.1 Youth Representation in Political Parties and Its Influence on Socioeconomic Development in Kampala District.....	73

5.2.2 Political Leadership Development Among Youth in Political Parties and Its Influence on Socioeconomic Development in Kampala District.....	74
5.2.3 Youth Access to Political Information and Civic Education in Political Parties and Its Influence on Socioeconomic Development in Kampala District.....	75
5.3. Conclusion	76
5.4. Recommendations.....	77
5.5 Area for further research.....	77
REFERENCES.....	79
 APPENDICES.....	 93
APPENDIX I- CONSENT FORM FOR PARTICIPATION IN RESEARCH	93
APPENDIX II: RESEARCH QUESTIONNAIRE.....	95
APPENDIX III: THE DATA COLLECTION AUTHORIZATION LETTER.....	100
APPENDIX V: CERTIFICATE OF ETHICAL CLEARANCE.....	101
APPENDIX IV: SIMILARITY INDEX.....	102
APPENDIX VII: MAP OF KAMPALA DISTRICT	104

LIST OF TABLES

Table 1 Target Population.....	48
Table 2 Sample Population.....	49
Table 3 Gender of respondents.....	55
Table 4 Age of respondents.....	55
Table 5 Highest Level of Education.....	56
Table 6 Occupation of respondents in Kampala district.....	57
Table 7 Descriptive Statistics in Relation to Youth Representation in Politics.....	59
Table 8 Descriptive Statistics in Relation to Political Leadership Development.....	62
Table 9 Descriptive Statistics in Relation to Youth Access to Political Information and Civic Education.....	65
Table 10 Combined Pearson Correlation Matrix (N = 91).....	68
Table 11 Model Summary.....	69
Table 12 ANOVA Summary.....	70
Table 13 Regression Coefficients.....	70

LIST OF FIGURES

Figure 1: Conceptual Framework 40



LIST OF ABBREVIATIONS AND ACRONYMS

CSO-----	Constitution Survey Organization
DTT -----	Demographic Transition Theory
GOU-----	Government of Uganda
NGOs.....	Non – Non-Governmental Organizations
SPSS	Statistical Package for Social Science
USA-----	United States of America
UK-----	United Kingdom
UNDP	United Nations Development Programme
UNICEF	United Nations International Children's Emergency Fund

CHAPTER ONE

INTRODUCTION

1.0. Introduction

This chapter provided an overview of the study, including its background, problem statement, research purpose, objectives, and key questions or hypotheses. It also outlined the significance, rationale, or justification of the research, along with its scope, limitations, delimitations, and underlying assumptions. Additionally, it included the operational definitions of essential terms used in the study.

1.1 Background of the Study

Globally, youth political participation has increasingly been recognized as a cornerstone for sustaining democratic governance and fostering inclusive socioeconomic development. Young people, who constitute nearly half of the world's population, represent a substantial demographic and an emerging political force with the potential to reshape political landscapes (UNICEF, 2021). Governments in advanced democracies such as Sweden, Germany, and Canada have institutionalized diverse mechanisms to promote youth engagement, including comprehensive civic education programs, youth parliaments, and voting systems designed to be more accessible and youth-friendly. These frameworks empower young citizens to meaningfully contribute to policy formulation and national political discourse, providing valuable models for democratic participation worldwide (Sloam & Henn, 2019).

Beyond the confines of traditional electoral politics, global youth activism has transformed through innovative, issue-driven campaigns that have garnered international attention. Notable examples include the March for Our Lives movement in the United States, Greta Thunberg's climate strikes

across Europe, and the Fridays for Future initiative in the United Kingdom. These movements exemplify how youth mobilize in decentralized, grassroots ways to bring attention to urgent social, environmental, and political issues, often redefining political engagement on their own terms (Pickard, 2022; CIRCLE, 2022). The rise of digital platforms such as Twitter, TikTok, and YouTube has revolutionized political engagement by allowing marginalized youth—especially those excluded from formal political institutions—to organize, advocate, and express their political views to broader audiences (Loader et al., 2019). These tools facilitate a form of participation that transcends geography, socioeconomic status, and traditional political gatekeepers.

Despite these positive developments, youth political participation remains highly uneven across regions. In many authoritarian and fragile states across the Middle East, South Asia, and parts of Africa, young people encounter systemic barriers such as restricted civic spaces, political repression, and economic insecurity that severely limit their ability to participate in political processes (UNDP, 2016). Thus, while youth activism is vibrant in many global contexts, the extent and nature of participation are deeply influenced by local governance structures, societal norms, and economic conditions. This disparity underscores the need to contextualize youth participation within specific political environments to understand its true potential and limitations.

At the regional level, Africa's youth population, constituting over 60% of the continent's total, represents both a significant opportunity and a challenge for democratic renewal and sustainable development. Despite their demographic weight, African youth often face entrenched barriers to meaningful political engagement, including widespread corruption, limited access to political financing, exclusion from senior party leadership roles, and constrained political freedoms (Eze Menaka, 2021). Nonetheless, the continent has witnessed powerful youth-led political movements,

signaling a growing political consciousness among younger generations. For example, Nigeria's *Not Too Young to Run* campaign successfully advocated for legal reforms lowering the minimum age for political candidacy, while the #EndSARS protests mobilized youth against police brutality, demonstrating the rising influence of youth activism (Cutright, 2021; Houlihan, 2020).

In East Africa, countries such as Kenya, Tanzania, and Ghana have experienced a surge in youth political activism, often facilitated by digital technology and vibrant civil society organizations dedicated to youth empowerment. These developments indicate an increasing demand for youth political representation, even as formal party systems often remain resistant to genuine youth inclusion (Mwangi, 2019). Digital platforms continue to play a transformative role, enabling youth to bypass traditional gatekeepers and participate in advocacy, electoral observation, and policy debates across the region (Omollo, 2020). This technological facilitation enhances the capacity of youth to influence political agendas and hold leaders accountable, despite ongoing systemic challenges.

Nonetheless, multiple obstacles persist throughout the region, including inadequate political funding for youth initiatives, insufficient leadership training programs, and deep-seated socioeconomic inequalities. These challenges limit the extent to which youth can leverage their demographic advantage into meaningful political empowerment and development impact (Njoroge & Wanjiku, 2021). Addressing these barriers is critical for ensuring that youth contributions translate into sustainable development outcomes aligned with Africa's broader goals.

Locally, Uganda presents a complex landscape for youth political participation. Young people constitute the majority of Uganda's population and form a vital segment of the electorate; yet, their political engagement is often constrained by centralized governance structures, limited freedom of

expression, and institutional marginalization (Human Rights Watch, 2022). In urban centers such as Kampala District—the nation’s political and economic capital—youth face specific challenges, including high rates of unemployment, pervasive poverty, and occasional suppression of civic freedoms. These factors can dampen political enthusiasm and reduce sustained engagement, even though access to digital communication platforms and educational resources is comparatively better than in rural areas (UBOS, 2021; Kamukama, 2022).

Kampala itself serves as a focal point for studying youth political participation and its relationship to socioeconomic development. The city’s youth are generally more connected, educated, and politically aware, frequently at the forefront of national political movements such as the *People Power* campaign and student-led civic forums that advocate for democratic reforms and social justice (Kagoro, 2020; Mukasa & Nsubuga, 2021). Despite this vibrancy, structural constraints persist. These include the limited allocation of youth quotas within political parties, a heavily militarized political climate, and the scarcity of financial resources necessary for meaningful political campaigns and organizational sustainability (Nabukeera, 2023). Such barriers continue to limit the scope of youth representation and influence in formal political institutions, thus constraining their potential impact on policy and development outcomes.

Existing scholarship on Ugandan youth acknowledges a growing trend of activism and political engagement, but often lacks an in-depth exploration of how youth participation within political parties directly influences socioeconomic development outcomes such as education, employment, and social welfare (Kintu, 2020; Nalukenge & Odongo, 2022). This gap in research hinders comprehensive understanding of the mechanisms through which political participation can translate into tangible improvements in young people’s lives. Accordingly, this study aims to fill

this gap by focusing on youth involvement in political parties within Kampala District and analyzing the subsequent effects on key socioeconomic indicators. Such knowledge is critical for formulating policies that promote inclusive governance, harness Uganda's demographic dividend, and accelerate progress toward sustainable development goals.

1.1.1 Youth Involvement

Youth involvement in politics encompasses a broad and diverse range of activities, extending well beyond traditional forms of electoral participation such as voting and party membership. It includes activism, civic advocacy, leadership roles within political organizations, grassroots mobilization, and engagement through digital platforms (Milner, 2021). Globally, this expansive understanding of youth participation has been crucial in broadening the notion of political engagement to be more inclusive of varied forms of expression and agency.

Empirical research highlights the significant role youth engagement plays in enhancing democratic legitimacy and government responsiveness. When young people participate actively in political processes, they contribute to the creation of policies that better reflect the needs of younger generations, addressing issues like education reform, job creation, social justice, and environmental sustainability (Bergh, 2020). Furthermore, youth participation facilitates intergenerational dialogue, helping bridge generational divides and fostering social cohesion, both necessary ingredients for the durability and health of democratic systems.

Youth political engagement also provides pathways for leadership development and civic education. Participation in elections, protests, or civic groups serves as a practical training ground for young people to acquire political skills, build networks, and deepen their understanding of

governance processes (Henn & Foard, 2019). Through such engagement, youth can evolve from passive observers into active citizens who influence decision-making at local, national, and international levels.

However, despite these advantages, youth participation faces considerable barriers, especially in developing countries. Socioeconomic exclusion, political repression, and inadequate institutional support often hinder young people's ability to engage meaningfully in political processes (Eze Menaka, 2021). Many youths in such contexts lack the financial resources, educational opportunities, and political capital required to enter formal politics or sustain activism. Additionally, structural discrimination based on age and other social identities further marginalizes youth voices within political institutions.

In Uganda, the situation illustrates these challenges vividly. Although youth make up the majority of the population, their political involvement is frequently constrained by limited representation in formal political institutions and prevailing economic hardships that reduce their capacity to participate fully in governance and policy-making (UBOS, 2021). High levels of poverty and unemployment exacerbate youth disenfranchisement and political disillusionment. Moreover, political environments marked by centralized power and restricted civic freedoms further curtail young people's opportunities for meaningful participation (Human Rights Watch, 2022).

These realities emphasize the urgent need for targeted interventions to dismantle structural barriers that exclude youth from political processes. Interventions may include reforms in electoral laws, civic education campaigns, youth empowerment programs, and inclusive policy frameworks designed to foster political agency among young people. Strengthening youth political engagement

is not only a matter of democratic justice but also a strategic imperative for countries like Uganda, which seek to harness the potential of their youthful populations for sustainable development.

1.1.2 Political Parties

Political parties serve as foundational institutions within democratic governance systems, acting as critical arenas for political socialization, leadership development, and policy formulation (Kasfir, 2023). They provide the institutional pathways through which citizens, especially young people, can channel their political aspirations and influence national and local decision-making processes. Active youth participation within political parties amplifies youth voices and helps integrate their concerns into the broader political agenda (Snellinger, 2022).

Engagement in party activities—including membership, youth wings, leadership roles, and candidacy—offers young people opportunities for political education and capacity-building. It enables them to develop essential skills such as public speaking, negotiation, coalition-building, and strategic planning, all of which are critical for effective political leadership (Harris, 2019). Furthermore, youth participation in parties can help diversify political representation, challenging the dominance of older political elites and introducing fresh perspectives into governance.

Despite these potential benefits, many young people face significant obstacles when attempting to engage with political parties. Age-based discrimination remains widespread, with youth often viewed as inexperienced or politically unreliable by established party leaders. These bias limits youth access to influential positions and decision-making forums within parties (Cutright, 2021). In addition, a lack of access to campaign funding and political resources hampers the ability of youth to contest elections or sustain political activities.

In Uganda and many similar contexts, political parties are often characterized by entrenched hierarchies dominated by older elites who control party finances and gatekeep leadership opportunities. These elites tend to marginalize young aspirants, perpetuating cycles of exclusion and limiting the transformative potential of youth political participation (Human Rights Watch, 2022). Party structures may also be rigid and resistant to reform, with few institutional mechanisms designed explicitly to promote youth inclusion.

To overcome these challenges, strengthening youth participation in political parties requires deliberate institutional reforms. Policies that promote youth quotas in party leadership, allocate resources for youth political activities, and support capacity-building initiatives can foster more inclusive and responsive party systems (Kasfir, 2023). Moreover, creating youth-friendly spaces within parties—such as youth councils or mentorship programs—can provide supportive environments for young politicians to thrive.

Such reforms are vital for democratizing governance and ensuring equitable development outcomes, especially in countries where political power remains highly centralized and exclusive. By enhancing youth inclusion in political parties, Uganda can create more representative political institutions that better reflect the aspirations of its youthful majority and contribute to more responsive governance.

1.1.3 Socioeconomic Development in Uganda

Socioeconomic development in Uganda is deeply interconnected with political stability, effective governance, and the active participation of its youthful population. Youth, constituting over 75% of the country's population, represent a critical demographic resource capable of driving economic

growth and social innovation if adequately engaged in political and economic processes (Nagarajan, 2020). Their inclusion in policymaking can spur improvements across key development sectors such as education, employment, healthcare, and social welfare.

Active political engagement by youth is essential for promoting inclusive policies that address their specific needs and challenges. When young people participate meaningfully in governance, they help shape development agendas that prioritize quality education, job creation, entrepreneurship support, and social protection—factors that contribute to reducing poverty and inequality (Kamukama, 2022). Additionally, youth participation can encourage the adoption of progressive social policies that foster sustainable development, such as environmental conservation and gender equity.

However, Uganda faces significant structural challenges that impede the full realization of youth potential in socioeconomic development. High rates of youth unemployment remain a critical concern, with many young people lacking access to decent work and productive opportunities. The education system struggles to equip youth with relevant skills aligned to labor market demands, further limiting their economic prospects (UBOS, 2021). Political exclusion and inadequate youth representation in decision-making forums compound these issues by reducing the influence youth have over policies affecting their lives.

The growing youthful population combined with limited economic opportunities raises the risk of social unrest, political instability, and increased poverty (Kamukama, 2022). Without meaningful political participation and access to economic resources, youth may become disillusioned and disengaged from democratic processes. Addressing these challenges requires comprehensive

policy responses that promote youth empowerment through education reform, economic inclusion, and political participation.

Enhancing youth representation within political institutions and processes is critical for formulating and implementing policies that foster social equity and economic empowerment. By amplifying youth voices in governance, Uganda can ensure that development strategies are more responsive to the realities faced by young people, thus facilitating a more equitable distribution of development benefits (Nabukeera, 2024).

These efforts align with Uganda's commitments under the Sustainable Development Goals (SDGs), particularly goals related to inclusive institutions (Goal 16), quality education (Goal 4), decent work and economic growth (Goal 8), and reduced inequalities (Goal 10). Fulfilling these commitments necessitates building political environments where youth can exercise their rights, influence public policies, and participate fully in nation-building processes.

In summary, strengthening youth political participation is both a democratic imperative and a strategic approach to accelerating Uganda's socioeconomic development. It allows the country to harness its demographic dividend and creates pathways for inclusive growth that benefits all citizens, fostering long-term stability and prosperity.

1.2. Statement of the Problem

Globally, meaningful youth participation in political processes is increasingly recognized as a cornerstone of inclusive governance and sustainable development. In well-established democracies such as Sweden, Germany, and Canada, deliberate efforts have been made to integrate young people into decision-making structures through youth parliaments, civic education, and lower age thresholds for electoral candidacy (Sloam & Henn, 2019). These approaches reflect the ideal situation, where youth are not only politically active but are also empowered to influence policy and assume leadership roles. Evidence from such systems demonstrates that youth inclusion leads to more responsive governance, innovative policy-making, and strengthened democratic institutions (Pickard, 2022).

In Uganda, however, this ideal is far from reality. While youth comprise the majority of the population and play an increasingly visible role in political movements, protests, and online activism, they remain significantly underrepresented in formal political institutions and processes. Political power remains largely concentrated among older, more established elites, often excluding younger individuals from influential positions due to structural barriers such as age-based discrimination, limited access to campaign financing, weak political mentorship, and institutional gatekeeping within political parties (Potgieter & Elnary, 2013). This disconnect creates a paradox: youth are expected to participate in democracy yet are denied meaningful roles in shaping it.

Moreover, while there is substantial research on women's political inclusion in Uganda and broader gender-based challenges in governance, limited scholarly attention has been given to the specific dynamics of youth political participation, especially in relation to representation, leadership development, and policymaking impact. Most existing studies focus on youth as voters or

protestors, rather than as credible candidates and stakeholders in national development (Sloam, 2019). As a result, a critical knowledge gap persists regarding the role of youth in formal political structures and how their inclusion (or exclusion) affects democratic outcomes.

This study seeks to address this gap by investigating the extent of youth political participation in Uganda, with a focus on Kampala District. It will explore the barriers that prevent young people from attaining political representation, assess their current roles within governance systems, and analyze the potential impact of their inclusion on national development. By doing so, the research aims to inform policies and strategies that promote youth empowerment, democratic renewal, and inclusive governance.

1.3. Purpose of the Study

The Purpose of This Study was to Investigate the Youth Involvement in Political Shaping and Its Impact on Uganda's Socioeconomic Development: A Case of Kampala District.

1.4. Objectives of the Study

The study was intended to achieve the following specific objectives: -

- i). To determine the role of Youth Representation in political parties and its influence on socioeconomic development in Kampala District.
- ii). To examine the Political Leadership Development in political parties and its influence on socioeconomic development in Kampala District.
- iii). To assess the Youth Access to Political Information and Civic Education in political parties and its influence on socioeconomic development in Kampala District.

1.5. Research questions

The study was guided by the following research questions: -

- i. i). What is the role of the youth's Representation in political parties and its influence on socioeconomic development in Kampala District?
- ii. ii). What is the Political Leadership Development in political parties and its influence on socioeconomic development in Kampala District?
- iii. iii). How does Youth Access to Political Information and Civic Education in political parties influence socioeconomic development in Kampala District?

1.6. Significance/Rationale/Justification of the study

This study held significant value for multiple stakeholders by addressing the role of youth involvement in shaping Uganda's political future and its impact on the country's social and economic landscape. The findings benefited the Government of Uganda, particularly policymakers in Kampala District, by providing insights into how increased youth participation in politics could influence governance, economic development, and social stability. The study informed policies aimed at enhancing youth engagement in decision-making processes, leading to more inclusive and representative governance structures. Additionally, it contributed to existing academic knowledge on youth political participation in Uganda, filling a critical research gap regarding the challenges and opportunities faced by young people in leadership. By analyzing youth involvement in Kampala District, the findings served as a valuable reference for future researchers and scholars exploring similar topics both within Uganda and beyond. Moreover, the study had practical implications for civil society organizations, youth advocacy groups, and political institutions, offering evidence-based recommendations to improve youth political representation and

empowerment. This helped stakeholders develop strategies to create a more enabling environment for young leaders in Uganda's political sphere. Finally, the study was of personal significance to the researcher, as it contributed to the fulfillment of academic requirements for a Master's degree in Public Administration and Management at Mount Kenya University. The research process enhanced the researcher's expertise in governance, policy analysis, and youth empowerment, furthering their contribution to academia and public administration.

1.7. Scope of the Study

This study investigated the impact of youth involvement in shaping Uganda's political, social, and economic landscape, with a specific focus on Kampala District. It examined the role of youth representation in governance, explored how political leadership development among young people influenced decision-making, and assessed the extent to which youth participation contributed to Uganda's socio-economic progress.

The study was geographically limited to Kampala District, selected for its political significance as the capital city, and its diverse and active youth demographic engaged in both formal and informal political processes. Kampala also serves as a strategic urban hub where national-level political trends are often initiated and contested, making it a relevant site for assessing youth participation in governance.

Thematically, the study focused on three core dimensions: youth representation in decision-making bodies, leadership development through civic and political engagement, and the socio-economic outcomes associated with increased youth participation. These themes were explored within the broader framework of democratic inclusion and national development.

To adequately assess the influence of youth political participation over time, the study reviewed developments and patterns that occurred over a period of two years, from January 2023 to December 2024. This allowed for a more accurate analysis of the outcomes associated with youth engagement and leadership initiatives, rather than relying solely on short-term trends. Although primary data collection was carried out between March and June 2025, the study incorporated secondary data, policy reviews, and historical records to capture the broader trajectory of youth involvement and its influence on Uganda's political and socio-economic environment.

1.8. Study Limitations

The study faced several limitations that may have impacted its scope and findings. One of the primary constraints was limited data availability, as obtaining comprehensive and up-to-date information on youth political involvement, social conditions, and economic factors in Kampala District proved challenging. Additionally, resource constraints such as time, budget, and access to research tools limited the depth and coverage of the study. Conducting surveys, interviews, and field research required financial resources, research assistants, and transportation, which were not always readily available. Another significant limitation was social desirability bias, where respondents might have provided answers, they perceived as socially acceptable rather than their actual opinions or behaviors, especially in a politically sensitive environment. Furthermore, language and cultural barriers may have hindered effective communication and interpretation of responses if the researcher was not fluent in local languages or unfamiliar with the cultural nuances of Kampala District. These limitations could have affected data collection, accuracy, and the generalizability of the findings.

1.9. Delimitations

This study was intentionally delimited in scope to ensure focus and manageability. Geographically, the research was limited to Kampala District and did not extend to other regions of Uganda, which may have had distinct political, social, and economic dynamics. The study specifically targeted youth aged 18–30 years, thereby excluding the perspectives of individuals outside this age group. Additionally, the research concentrated on youth political involvement, rather than broader aspects of political participation such as voting behavior or political party affiliations, unless explicitly stated. The study primarily examined how youth involvement in politics influenced the future social and economic structure of Kampala District, without addressing other external factors that may also have contributed to these changes.

Another delimitation was the time frame, as the study considered a specific period based on historical events, policy changes, or other relevant factors, which may have affected the applicability of findings beyond that timeframe. In terms of research methods, the study primarily relied on surveys, interviews, or secondary data sources, without utilizing experimental or observational methods. Additionally, the research assumed a common language and cultural context within Kampala District, potentially excluding minority or non-mainstream groups with different linguistic or cultural backgrounds. If policy analysis was included, the study focused on specific government initiatives related to youth involvement while excluding a comprehensive examination of all youth-related policies. Finally, depending on the research approach, the study emphasized either quantitative or qualitative data, which could have influenced the depth and interpretation of the findings.

1.10 Assumptions of the Study

This study assumed that young people in Kampala District have a genuine interest in political participation and access to political information through various channels such as media, education, and political organizations. It was also assumed that existing political structures—like youth organizations and political parties—provide opportunities for youth engagement in governance and decision-making processes.

The research further presumed that youth political participation contributes to social and economic development by fostering representation and policy inclusivity. While acknowledging that youth are a diverse group with varying views influenced by education and socioeconomic status, the study assumed a reasonable level of political stability in Uganda that allows for consistent youth involvement.

Additionally, it was assumed that sufficient and reliable data on youth political engagement and socioeconomic indicators are available from relevant sources. Finally, the study expected that government institutions, political parties, and civil society would recognize the importance of youth participation and support related initiatives, and that young people in Kampala possess the necessary knowledge and motivation to participate effectively in political processes.

These assumptions guided the research framework; however, if any prove inaccurate, they may affect the study's findings and conclusions.

1.11. Operational definition of key terms

Youth: Youth refers to the population group typically aged between 15 and 35 years, who are in the transitional phase from childhood to adulthood. This group is often characterized by high energy, innovative potential, and evolving social and political awareness. In the context of this research, youth are understood as active agents capable of influencing political processes and socioeconomic outcomes (UNICEF, 2021).

Youth Involvement: Youth Involvement denotes the active participation of young people in political, social, and economic activities. It encompasses a wide range of actions such as voting, membership in political parties, engagement in advocacy and activism, holding leadership roles, and participating in decision-making processes at various levels (Milner, 2021).

Political Party: A political party is an organized group of individuals who share common political goals and ideologies, seeking to gain and exercise political power by participating in elections and governance. Political parties serve as platforms for political socialization, leadership recruitment, and policy formulation (Kasfir, 2023). Youth involvement in political parties refers to young people's membership, leadership, and active participation within these organizations.

Socioeconomic Development: Socioeconomic development is the process through which economic growth is combined with social progress to improve the quality of life and welfare of a population. It includes indicators such as education, employment, healthcare, income distribution, poverty reduction, and social inclusion (Nagarajan, 2020). In this research,

socioeconomic development specifically refers to how youth participation in political parties can influence these indicators in society.

Political Participation: Political participation involves activities through which individuals influence or engage with governance and political decision-making. These activities include voting, campaigning, advocacy, protest, dialogue with policymakers, and holding public office. Youth political participation extends this concept to emphasize the modes and intensity of young people's engagement (Bergh, 2020).

Leadership Development: Leadership development refers to the process of acquiring skills, knowledge, and experience that enable individuals, particularly youth, to take on roles of responsibility and influence within political parties and governance structures. It is critical for empowering youth to become effective political actors (Snellinger, 2022).

Political Empowerment: Political empowerment is the expansion of the ability and opportunity of youth to participate fully in political life, including decision-making, representation, and advocacy. It entails overcoming barriers such as exclusion, discrimination, and lack of resources that limit young people's political influence (Human Rights Watch, 2022).

Involvement: The active participation, engagement, and contribution of individuals, specifically youths, in political processes and activities. This involvement can encompass a range of actions, including voting, volunteering, advocacy, community organizing, or any other activities aimed at influencing political decisions and outcomes.

Political Shaping: The collective efforts and actions of individuals, including youths, to influence and impact the direction, decisions, and policies of political institutions and processes. This may

involve advocacy for specific policies, engagement with political representatives, participation in elections, or the promotion of political reforms.

Uganda's Future: The anticipated trajectory and development of the country of Uganda, encompassing a broad spectrum of social and economic aspects. This includes factors such as economic growth, social welfare, education, healthcare, infrastructure development, and overall well-being of the population, with a focus on the long-term outlook.

Social and Economic Setup: The arrangement and structure of social systems and economic components within Uganda. This includes the organization of society in terms of education, healthcare, governance, and cultural norms, as well as economic factors such as income distribution, employment opportunities, industrial development, and poverty alleviation efforts.

Political Stability: refers to a state or condition in which a country's political system is characterized by a relative absence of abrupt and disruptive changes, such as government overthrow, frequent political crises, or violent conflicts.

Political Inclusivity: refers to the practice of ensuring that all segments of society, regardless of their demographic characteristics, beliefs, or affiliations, have the opportunity to participate in and influence the political decision-making processes of a country or political entity. It is a concept grounded in principles of democracy and human rights, emphasizing equal access and representation in political affairs.

CHAPTER TWO

LITERATURE REVIEW

2.1. Introduction.

This section reviewed existing literature relevant to the research area. It provided a summary of previous studies related to the study objectives. It began by exploring resource mobilization, followed by literature linked to the research objectives, the theoretical framework, the conceptual framework, and concluded with a summary of the literature review.

2.2. Theoretical Review

As stated by Imenda, S. (2018), a theoretical framework is a structured conceptual model that offers a systematic approach to comprehending a specific phenomenon or issue. It comprises a collection of interrelated concepts, theories, and ideas that assist researchers in understanding their study subject. This research will be guided by the three theories discussed below.

2.2.1 Youth Political Participation Theory

Youth Political Participation Theory provides a comprehensive framework for understanding the diverse ways young people engage in political processes. Unlike traditional conceptions of political participation—typically focused on activities such as voting, party membership, or formal office-holding—this theory broadens the lens to encompass alternative modes of engagement, including issue-based activism, protests, online mobilization, and grassroots advocacy (Hooghe & Stolle, 2018). This expanded definition challenges the common narrative that youth are apathetic or disengaged from politics; instead, it asserts that their political behavior reflects evolving social

contexts and contemporary modes of expression that align with their values, identities, and lifestyles.

This theory is especially pertinent in urban African contexts, such as Kampala District in Uganda, where formal political institutions may be less accessible or trusted by young people. Many youths navigate political participation through informal channels—engaging in community organizing, youth-led advocacy, or social movements that address local issues like unemployment, corruption, or education (Hooghe & Stolle, 2023). Furthermore, the proliferation of digital technologies has transformed youth political engagement by enabling virtual spaces for discussion, campaigning, and activism that bypass traditional gatekeepers. Online platforms such as Facebook, Twitter, and WhatsApp have become crucial arenas for mobilizing urban youth, fostering networks, and amplifying their voices in contexts where conventional political participation is limited or risky.

Despite these advancements, the theory also reveals inherent tensions. While it acknowledges and legitimizes diverse participation modes, it tends to idealize youth agency and the potential for empowerment. However, it underplays the systemic barriers constraining youth participation, especially in countries with authoritarian tendencies, restrictive electoral laws, or pervasive elite control over political institutions (Golooba-Mutebi & Hickey, 2020). In Uganda, for example, political repression, limitations on freedom of assembly, and censorship hinder many young activists from engaging fully in formal political processes. Additionally, economic precarity and low levels of civic education exacerbate youth exclusion from meaningful political roles.

Therefore, this study employs Youth Political Participation Theory not merely to catalog forms of youth engagement but to critically examine how structural factors enable or obstruct these participatory practices in Kampala. It explores how youth political engagement intersects with

Uganda's broader socioeconomic development agenda, focusing on how political participation can be translated into policy influence and concrete improvements in social welfare. This approach aligns with recent scholarship emphasizing the need to situate youth participation within local power dynamics and development outcomes rather than viewing it as an end in itself (Ansell & Van Blerk, 2021). By doing so, the theory's conceptual strengths are retained while its limitations are addressed through contextual adaptation and empirical analysis.

2.2.2 Social Capital Theory

Social Capital Theory emphasizes the role of social networks, trust, norms, and reciprocity in facilitating individual and collective access to resources and opportunities. This theory underscores the power of interpersonal relationships and community bonds to foster cooperation, mutual support, and collective action, especially among marginalized or vulnerable populations (Mackian, Bedri, & Lovel, 2021). Social capital is understood as a multidimensional resource comprising bonding ties within close-knit groups, bridging ties across different communities, and linking ties that connect individuals to institutions or authorities.

In the context of youth political participation in Kampala, Social Capital Theory helps explain how young people harness relational networks to gain agency and influence. Peer groups, youth organizations, student unions, and informal political coalitions provide platforms where youth share information, coordinate collective efforts, and build leadership skills (Mutambuki & Otieno, 2022). Importantly, online communities and digital social networks have become integral components of youth social capital, enabling political mobilization at scale and facilitating new forms of civic engagement that transcend geographic and social barriers (Obbo & Kigongo, 2023).

These networks are vital in urban settings where formal political channels may be closed or mistrusted by youth, offering alternative spaces for political expression and negotiation.

Moreover, Social Capital Theory illuminates the relational processes through which leadership development occurs within youth movements. Trust and shared norms within these groups foster cooperation, accountability, and a sense of civic responsibility, which are essential for sustaining youth-led initiatives over time (Mackian et al., 2023). As young people assume leadership roles in community forums or advocacy campaigns, they build relational capital that enhances their visibility and influence in local governance. This accumulation of social capital can translate into increased access to resources, political legitimacy, and the capacity to advocate for policy changes that benefit their constituencies.

Nevertheless, Social Capital Theory is not without critiques. It can sometimes overlook how social inequalities—rooted in class, ethnicity, gender, or geographic location—influence who can access and benefit from social capital (Putnam, 2020). In Uganda, youth from marginalized rural areas or low-income urban neighborhoods often face exclusion from influential networks, limiting their political participation. Additionally, social capital is not inherently positive; some networks may perpetuate exclusionary practices, reinforce patronage systems, or entrench elite dominance (Nagle & Newman, 2019). Thus, the theory requires a critical application that considers both the empowering and constraining effects of social networks on youth political engagement.

In this study, Social Capital Theory is applied with a critical lens to evaluate how various forms of social capital shape youth political participation in Kampala. It examines not only how youth build and mobilize networks but also how inequalities affect the accessibility and effectiveness of these networks in influencing local development outcomes. This nuanced application advances

understanding of the social dynamics underpinning youth political empowerment, emphasizing pathways to inclusion, equity, and sustainable leadership development.

2.2.3 Demographic Transition Theory

Demographic Transition Theory (DTT) is a well-established framework linking population changes, especially shifts in age structure, to stages of socioeconomic development. The classical model describes a transition from high birth and death rates to low birth and death rates, resulting in a temporary phase where the proportion of working-age individuals rises substantially relative to dependents (Nagarajan, 2022). This "demographic dividend" is theorized to offer countries an opportunity for accelerated economic growth if accompanied by investments in health, education, and employment.

For Uganda, where over 75% of the population is under 30 years old (World Bank, 2023), DTT provides a crucial macro-level justification for emphasizing youth participation in governance and development processes. A youthful population, if politically engaged and economically empowered, can act as a driver for innovation, productivity, and social transformation, especially in urban centers like Kampala that are experiencing rapid demographic shifts (Nagarajan, 2020). The theory highlights the potential for youth to contribute meaningfully to national development agendas by participating in political decision-making, entrepreneurship, and community leadership.

However, DTT's traditional formulations have been critiqued for their overly optimistic assumptions about the automatic realization of demographic dividends. The theory often underestimates the necessity of robust institutions, inclusive governance, and comprehensive

policy frameworks that address youth unemployment, education quality, and civic engagement (Bloom et al., 2021). In Uganda, persistent youth unemployment, limited political spaces, and unequal access to social services constrain the capacity of the demographic youth cohort to translate demographic potential into tangible development outcomes (Nagarajan, 2023). This disconnect may exacerbate social tensions and political instability rather than generate economic prosperity.

Recognizing these limitations, this study treats Demographic Transition Theory as a developmental hypothesis that requires empirical validation within Uganda's unique political and socioeconomic context. It explores how youth political participation—through formal institutions and informal mechanisms—interacts with demographic realities to influence Kampala's socioeconomic trajectory. The study also investigates policy areas such as education reform, employment creation, and civic empowerment as critical levers for unlocking the benefits of Uganda's demographic structure.

In summary, DTT frames youth political participation not merely as a demographic inevitability but as a strategic choice contingent on governance, policy, and social conditions. By integrating this theory with local political realities, the study contributes to broader debates on how youth engagement can be harnessed for sustainable urban and national development in the Global South.

2.3. Empirical Literature

According to Hamari, J., Koivisto, J., & Sarsa, H. (2014), Empirical literature refers to scholarly works or research articles that are based on empirical evidence. In the context of academic and scientific research, empirical evidence is information that is gathered through systematic observation, experimentation, surveys, or data collection methods. Empirical literature presents

findings, results, and conclusions that are derived from the analysis of this collected data rather than solely relying on theoretical or speculative reasoning.

2.3.1. Youth Representation in Political Parties and Its Influence on Socioeconomic Development in Kampala District

Empirical literature affirms that youth representation in political decision-making is vital for inclusive governance and sustainable socioeconomic development. Youth representation includes not only occupying elected offices but also participating in policy dialogues, advisory councils, voting, and grassroots mobilization (Crowley & Moxon, 2020). In contexts like Sweden and Germany, structured mechanisms such as youth parliaments and advisory bodies have successfully integrated young voices into decision-making (Sloam & Henn, 2019), influencing policies on education, employment, and digital rights.

Wierenga et al. (2020) emphasize the importance of youth advisory councils and platforms that empower young people to shape decisions affecting their futures. In contrast, Bergh (2020) and Snellinger (2022) argue that voting, though foundational, is not enough—youth need platforms to run for office and influence governance structures. Studies in Nepal and the UK, for example, demonstrate that youth wings of political parties' foster leadership pathways and promote youth-centered policy agendas (Kelly, 2021).

In urban settings, youth-led movements—such as climate activism in Europe or the #EndSARS protests in Nigeria—show how activism complements formal representation. Gökçe-Kızılkaya and Onursal-Beşgül (2020) highlight how protests can pressure institutions to respond to youth concerns. Wierda et al. (2020) show that digital activism via platforms like TikTok and Twitter enhances youth engagement and influences public policy discourse.

Despite these global advances, Cornwall and Coelho (2021) warn that many youth are still tokenized in politics, especially in developing contexts. This includes Uganda, where young people may be visible in campaigns but lack substantive roles in policymaking. Structural issues like voter apathy, lack of trust, and elite domination further limit youth participation (Milner, 2021; Mycock & Tonge, 2022).

Research Gap: While existing literature provides rich accounts of youth representation globally, few studies empirically link youth political representation with socioeconomic development outcomes, particularly in urban African contexts like Kampala. Most focus on political participation as a democratic right, not as a driver of development. This study addresses this gap by examining how youth representation in Kampala contributes to measurable development outcomes such as education, employment, and public service delivery.

2.3.2. Political Leadership Development Among Youth and Its Influence on Socioeconomic Development in Kampala District

In Political Parties and Their Influence on Socioeconomic Development in Kampala District

Youth leadership development is increasingly seen as a catalyst for economic empowerment and inclusive governance. Hartley (2020) and Bryson (2021) stress that structured leadership programs enable youth to contribute to innovation in policymaking. Sosik et al. (2022), studying sub-Saharan Africa, found that leadership training boosted civic awareness and led to greater community participation in development initiatives.

In the East African context, Crosby and Bryson (2019) found that youth trained in public speaking and negotiation were more likely to implement local development projects. Similarly, Stanton

(2022) highlighted the importance of mentorship in Ugandan municipalities, where exposure to governance roles significantly improved leadership readiness.

Sørensen and Torfing (2021) noted that network-building and coalition-building enabled youth leaders in Kampala to influence municipal policies, especially on youth employment. This aligns with Nisbet and Scheufele's (2019) findings that political communication skills are essential for youth inclusion in governance reform.

Reisch (2017) and Maak et al. (2024) add that leadership resilience and ethics training are critical for young leaders in politically volatile environments. These programs not only build trust in institutions but also promote sustained civic engagement.

However, while the personal and civic benefits of leadership training are well-documented, Reisch (2017) and Stanton (2021) caution that the translation of leadership development into broader socioeconomic outcomes—such as reduced unemployment or improved local governance—is rarely measured. In Uganda, limited research evaluates the long-term effectiveness of informal political leadership initiatives, such as youth advocacy networks or grassroots campaigns.

Research Gap: While previous studies affirm that leadership development strengthens youth participation, few empirically assess how these skills impact urban development indicators in places like Kampala. This study fills that gap by exploring whether politically trained youth in Kampala influence policy reform, economic inclusion, and social services, thus linking leadership growth to socioeconomic progress.

2.3.3. Youth Access to Political Information and Civic Education in Political Parties and Its Influence on Socioeconomic Development in Kampala District

Access to political information and civic education is foundational for youth participation in democratic processes. Bratton and Logan (2021) found that increased media access led to higher levels of youth engagement in sub-Saharan Africa. Kasfir (2023), focusing on Kampala, showed that access to digital platforms like Twitter and WhatsApp enhances political awareness and election participation.

Civic education complements this by equipping youth with the knowledge and skills for meaningful participation. Kakuba (2020) and Finkel (2018) found that school- and community-based civic education initiatives promote youth-led advocacy and improve political literacy. Omona (2021) observed that such training also supports entrepreneurship and governance accountability among Kampala youth.

However, the distribution and quality of civic education are inconsistent. Kahunde & Kiranda (2022) report that underfunding and limited outreach in informal settlements exclude many youths from these programs. Gaventa and Barrett (2020) emphasize that well-informed youth are more likely to initiate reforms, yet Mugisha (2023) warns that misinformation, especially on social media, erodes civic understanding and trust.

Across contexts, civic education has proven critical to building democratic cultures. Yet, Mycock and Tonge (2022) argue that while many programs report increased civic knowledge, few evaluate long-term impacts on development, such as improved livelihoods or service access. In Uganda, empirical research linking civic education to tangible socioeconomic improvements is scarce.

Research Gap: While access to information and civic education is recognized as a driver of political participation, there is limited evidence on how this access contributes to socioeconomic development in Kampala. This study bridges that gap by examining whether informed youth in Kampala influence outcomes such as job creation, policy reform, and governance accountability, moving beyond participation metrics to development impact.

2.4. Conceptual Framework

According to Grant and Osanloo (2019), a conceptual framework serves as a structured guide that illustrates the relationship between key variables in a study. It provides a theoretical and analytical lens through which the researcher can understand, analyze, and interpret the dynamics of the research problem. In this study, the conceptual framework links three independent variables—youth representation in political parties, political leadership development among youth, and youth access to political information and civic education—to the dependent variable, socioeconomic development in Kampala District, Uganda.

The framework posits that youth involvement in political party structures, when supported through leadership training and access to civic knowledge, contributes to positive development outcomes such as increased employment, enhanced education, and improved public service delivery. These relationships are illustrated in the diagram below:

Independent Variables

Dependent Variables

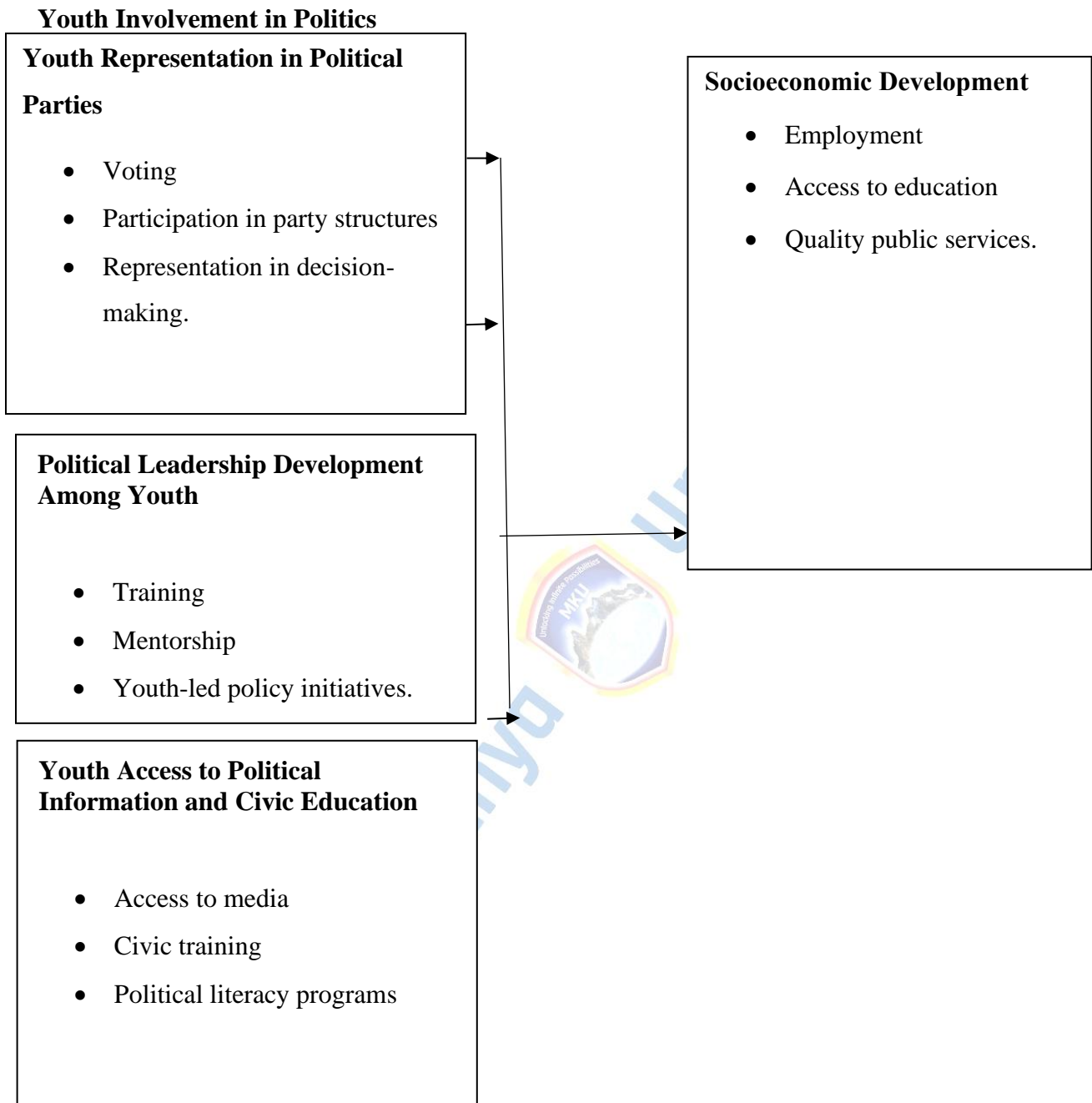


Figure 1: Conceptual Framework

(Source: Modified by the Researcher 2024)

2.5. Recap of Literature Review

The reviewed literature highlights the pivotal role of youth engagement in Uganda's governance and socioeconomic development, with a focus on Kampala District. Three core themes emerged: youth representation in political decision-making, political leadership development among youth, and youth access to political information and civic education.

2.5.1. Youth Representation in Political Parties and Its Influence on Socioeconomic Development

Youth representation in political parties encompasses various forms of engagement, including voting, holding elected positions, serving in advisory roles, and participating in activism. In countries such as Sweden and Germany, institutional mechanisms like youth parliaments and advisory councils have effectively integrated young voices into political processes, enabling them to influence public policy on issues like education, employment, and digital rights. Globally, youth-led protests and digital activism—seen in movements like Fridays for Future and End SARS—have further demonstrated the power of youth to shape political discourse and demand accountability. Despite these advances, youth in many developing countries, including Uganda, continue to face significant obstacles. Political marginalization, tokenism, voter apathy, limited trust in political institutions, and dominance by political elites restrict meaningful youth involvement in governance. In Uganda, youth are often visible during election campaigns but are rarely involved in substantive decision-making processes. While the global literature acknowledges the importance of youth representation in promoting democratic ideals, few empirical studies directly link such participation to tangible socioeconomic outcomes, particularly within urban African contexts like Kampala. This study aims to address this research gap by

examining how youth representation in political parties influences key development indicators such as access to education, employment opportunities, and public service delivery in Kampala District.

2.5.2. Political Leadership Development Among Youth and Its Influence on Socioeconomic Development

Political leadership development among youth is increasingly recognized as a catalyst for inclusive governance and sustainable development. Training programs that focus on communication, negotiation, ethical leadership, and public management have been shown to enhance civic participation and build leadership capacity among young people. In the Ugandan context, initiatives involving mentorship and network-building have enabled emerging youth leaders to influence local policies, particularly in areas such as youth employment and urban service delivery. These leadership pathways foster critical thinking, advocacy skills, and a sense of civic duty among youth. However, while the civic and personal benefits of these programs are well-documented, there is a notable absence of empirical data linking youth leadership development to broader socioeconomic changes. In particular, little is known about how such development influences unemployment rates, policy effectiveness, or governance quality in urban centers like Kampala. Existing studies often emphasize individual empowerment without evaluating the long-term impact of youth leadership on community development or institutional reform. This research seeks to fill this gap by assessing whether youth trained in political leadership within Kampala's political party structures contribute meaningfully to policy reform, economic inclusion, and the improvement of public services.

2.5.3. Youth Access to Political Information and Civic Education and Its Influence on Socioeconomic Development

Access to political information and civic education is fundamental to fostering youth participation in democratic governance and national development. In Kampala, increased access to digital platforms such as Twitter and WhatsApp has enhanced political awareness and encouraged participation in elections and public discourse. Civic education programs—whether delivered through schools, community centers, or youth organizations—equip young people with the knowledge and skills necessary for active citizenship, including rights awareness, advocacy techniques, and governance literacy. These programs have also been linked to entrepreneurial activity and accountability initiatives among youth in urban Uganda. Nevertheless, inconsistencies in the reach and quality of civic education, particularly in informal and low-income settlements, present major challenges. Furthermore, the prevalence of misinformation on social media undermines political understanding and reduces public trust in institutions. Many civic education efforts also lack mechanisms for evaluating their long-term developmental impacts. As a result, there is limited empirical evidence demonstrating the direct contribution of political information and civic education to socioeconomic improvements in Kampala. This study aims to bridge that gap by examining whether informed and civically educated youth contribute to positive outcomes such as job creation, governance transparency, and policy responsiveness.

Overall, the reviewed literature provides strong support for the significance of youth engagement in political systems—whether through representation, leadership development, or civic education—as a foundation for inclusive governance and sustainable development. However, in Kampala District, notable research gaps persist in empirically linking youth political engagement

to measurable socioeconomic outcomes. Much of the existing scholarship focuses on participation as a democratic value, with insufficient attention to how such engagement influences development indicators like education, employment, and service delivery. This research project seeks to fill those gaps by offering an evidence-based analysis of how youth involvement in political parties contributes to Uganda's broader socioeconomic transformation, particularly in an urban context.



CHAPTER THREE

RESEARCH METHODOLOGY

3.1. Introduction

This section focused on the research methodology, including the research design, study area, target population, sampling approaches and techniques, sample population, development of research instruments, validity and reliability testing, data collection methods and procedures, proposed data analysis techniques, and ethical considerations.

3.1. Research Methodology

This study adopted a quantitative research methodology, which is appropriate for investigating measurable relationships between variables using statistical tools. The quantitative approach was selected because it allows for systematic collection, analysis, and interpretation of numerical data, making it suitable for assessing youth involvement in political shaping and its effect on Uganda's socioeconomic development. This methodology aligns with the study's objectives, which aim to determine the degree and impact of youth political engagement in Kampala District using quantifiable indicators.

Quantitative research emphasizes objectivity and generalizability of findings and is particularly effective when the goal is to establish patterns or test hypotheses across large populations (Creswell & Creswell, 2018). Through the use of structured questionnaires, this approach enabled the researcher to gather consistent and comparable data on political participation, civic engagement, leadership development, and access to political information among youth. Moreover, the method allowed for the analysis of how these factors influence key socioeconomic outcomes such as employment, education, and public service delivery.

This methodology was preferred over qualitative approaches because it provided the capacity to examine relationships between variables on a larger scale with greater precision. While qualitative research might offer deeper insights into individual experiences, the scope of this study—focused on general patterns among Kampala youth—necessitated a method that could produce statistically significant findings across a representative sample.

3.2. Research Design

This study adopted a descriptive research design, which was an observational approach that examined data from a population or a representative subset at a specific point in time (Wang & Cheng, 2020). This design was appropriate for assessing the current state of youth involvement in political processes and its influence on Uganda's socioeconomic development, particularly within Kampala District. According to Robinson, Schmidt, and Teti (2005), a descriptive design facilitated the collection of data from a sample at a single moment, making it ideal for understanding contemporary trends and associations.

The research employed quantitative techniques. The quantitative method involved the administration of structured questionnaires to capture numerical data on youth political involvement, such as levels of participation, political awareness, and voting behavior. In this study, the independent variable was youth involvement in political shaping, which was measured through indicators such as political participation, activism, civic engagement, and representation in political institutions. The dependent variable was Uganda's socioeconomic development, assessed through indicators like employment opportunities, access to education, public service delivery, and youth economic empowerment. This design allowed for the examination of relationships between these variables at a specific time, providing a snapshot of the political and socioeconomic

dynamics in Kampala District. This design was preferred due to its cost-effectiveness, time efficiency, and suitability for exploring associations between variables without requiring long-term follow-up.

3.3. Location of the Study

The study took place in Kampala District, located in the central region of Uganda, East Africa. As the capital and largest city of Uganda, Kampala served as the nation's political, economic, and cultural center. The district included the city of Kampala and its surrounding areas and was positioned on the northern shores of Lake Victoria, one of Africa's Great Lakes. It shared borders with several other districts, including Wakiso to the west and Mukono to the east. Known for its urban growth, government institutions, businesses, and cultural significance, Kampala played a crucial role in Uganda's development (Goodfellow, T., 2010). This location was particularly relevant as it served as the country's political and economic hub, making it a key area for youth political engagement.

3.4. Target Population

According to Acharya, A. S., Prakash, A., Saxena, P., & Nigam, A. (2013), the target population is defined as the entire population, or group, that a researcher is interested in researching and analyzing.

The target population for this study comprised young individuals aged 18 to 35 years residing in Kampala District. These individuals were of particular interest due to their potential impact on the political shaping of Uganda's future social and economic setup. Thus, the study was based on a target population of 135, consisting of Government Officials/Local council committee members, Community Leaders, Youth Leaders, Educational Institutions, Non-Voters, Registered Voters, and

NGO representatives. The researcher assumed that these target groups would provide honest and true answers to the questions that the researcher used to generalize the results of the research report.

Table 1 Target Population

Population Category	Target Population	Percentage of Target Population
Government Officials /Local council committee members	57	42.0%
Community Leaders	35	26.0%
Youth Leaders	11	8.1%
Educational Institutions	7	5.1%
Non-Voters	7	5.1%
Registered Voters	9	7.0%
NGO representatives	9	7.0%
Total	135	100.0%

(Source: Krejcie and Morgan Table, 1970)

The researcher will categorize the population into different strata, including school head teachers, project education managers, and school teachers. A suitable number of respondents will be chosen from each stratum. As noted by Cooper & Schindler (2014), strata refer to groups of individuals classified based on specific characteristics, such as organizational position, seniority, income level, educational background, gender, or ethnic affiliation.

3.5 Sample Population

The researcher aimed to select 70% of the total population from each stratum, resulting in a sample size of 96 respondents. According to Mugenda (2003), a representative sample typically ranged

from 10% to 70% of the target population. Given the size of the population, the researcher used the upper limit of 70%.

Table 2 Sample Population

Population category	Target population	Proportion (70 %)	Sample Size
Government Officials /Local council committee members	57	0.70	40
Community Leaders	35	0.70	25
Youth Leaders	11	0.70	8
Educational Institutions	7	0.70	5
Non-Voters	7	0.70	5
Registered Voters	9	0.70	6.3
NGO representatives	9	0.70	6.3
Total	135	--	96

(Source: Krejcie and Morgan Table, 1970)

3.6. Construction of research instruments

The research instruments, such as questionnaires, were designed using a five-point Likert scale, where variables were categorized as follows: Strongly Agree (complete agreement with no doubt) (Very Satisfactory), Agree (agreement with some doubt) (Satisfactory), Neutral (uncertain or undecided) (None), Disagree (disagreement with some doubt) (Fair), and Strongly Disagree (complete disagreement with no doubt) (Poor). These scales aided in effectively addressing the research questions.

3.7. Testing for validity and reliability/and trustworthiness

3.7.1. Validity

The legitimacy of the instrument was ensured through expert judgment, and the expert guaranteed that the coefficient of authenticity was at least 70%. The researcher consulted his supervisor for expert input on the development of the survey. After the examination of the questionnaire, the necessary changes were made, keeping in mind the objectives of the study. The equation that was used to calculate the...

$$\text{legitimacy of the instrument will be: } CVI = \frac{\text{Number of items declared valid}}{\text{Total number of items}}$$

3.7.2. Reliability

Reliability refers to the extent to which a research instrument produces consistent results or data when tested repeatedly (Muganda and Mugenda, 2013). The reliability of the instrument was established using the test-retest method. The researcher conducted a pre-test of the instrument with a group of subjects, waited for one week, and then administered the same test to the same subjects again. Additionally, Cronbach's alpha was used to assess the reliability of the instruments. A Cronbach's alpha value of 0.70 or higher was considered the standard for indicating internal consistency in both new and established scales.

3.8. Data collection methods and procedures

3.8.1. Data Collection Methods

Questionnaire

The questionnaires served as the main tool for data collection. The researcher distributed the questionnaires directly to the selected sample of 100 respondents. A single set of questionnaires

was used for all respondents to gather quantitative data. Government officials, local council committee members, and community leaders completed the questionnaires. The purpose of the questionnaire was to gather respondents' opinions on the role of youth involvement in shaping Uganda's future social and economic structure.

3.8.2. Data collection procedures

The researcher obtained a letter of introduction from Mount Kenya College requesting permission to conduct the research. Once approval was granted, the researcher met with the respondents, explained the purpose of the study verbally, and sought their consent to participate. The researcher, with the assistance of the research assistant, distributed the questionnaires to the respondents. To maintain confidentiality, the respondents' names were not disclosed. Once the questionnaires were completed, they were checked for completeness before being collected from the respondents and prepared for analysis. Interviews were also scheduled with key informants.

3.9. Proposed data analysis techniques and procedures

Information management involved checking the individual completed instruments to ensure their validity, consistency, accuracy, and completeness. This was done for all completed instruments. Data were analyzed both qualitatively and quantitatively as detailed below.

3.9.1. Quantitative Data Analysis

According to Ercikan, K., & Roth, W. M. (2006), quantitative data analysis is a systematic process of interpreting and drawing meaningful conclusions from numerical data. It involves the use of statistical techniques and mathematical methods to analyze, summarize, and make inferences about data collected through quantitative research methods, such as surveys, experiments, or structured observations.

Data analysis in this study was conducted with the assistance of the Statistical Package for Social Sciences (SPSS) software. This package helped in establishing findings through means, frequencies, and percentages. The demographic characteristics of respondents were analyzed through frequencies and percentages. Moreover, the extent of youth involvement in the political shaping of Uganda's future social and economic structure was established through basic descriptive statistics such as means.

Correlation Equation (Pearson's Correlation Coefficient)

$$r = \frac{n(\sum XY) - (\sum X)(\sum Y)}{\sqrt{[n \sum X^2 - (\sum X)^2][n \sum Y^2 - (\sum Y)^2]}}$$

Where:

r = Pearson correlation coefficient

n = Number of paired data points

X = Values for the first variable

Y = Values for the second variable

$\sum XY$ = Sum of the product of paired scores

$\sum X$ = Sum of the X values

$\sum Y$ = Sum of the Y values

$\sum X^2$ \sum X^2 = Sum of the squares of the X values

$\sum Y^2$ \sum Y^2 = Sum of the squares of the Y values

3.10 Ethical Considerations

To uphold high ethical standards throughout the research process, several measures were implemented to ensure the integrity, safety, and rights of all participants. First, ethical approval was obtained from relevant academic and institutional authorities before the commencement of data collection. A formal permission letter was submitted to the concerned organizations within Kampala District to gain access for data collection.

Participation in the study was entirely voluntary, and informed consent was obtained from each respondent before involvement. Respondents were provided with a clear explanation of the research objectives, their right to withdraw at any stage without penalty, and assurances of confidentiality and anonymity. To maintain privacy, all questionnaires were **coded** without identifying information, and no personal identifiers were used during data analysis or reporting.

Additionally, the researcher ensured that no participant was coerced, manipulated, or exposed to harm, and the dignity and autonomy of each respondent were respected. All collected data were stored securely and used solely for academic purposes.

To maintain academic integrity, plagiarism was avoided, and all sources of information were appropriately cited using APA 7th edition referencing standards. The results of the study were presented in a truthful, objective, and summarized form, avoiding any form of misrepresentation or bias. These ethical considerations were carefully followed to protect participant rights and enhance the credibility and reliability of the study.

CHAPTER FOUR

RESEARCH FINDINGS AND DISCUSSIONS

4.1 Introduction

This chapter provided the presentation, analysis, and interpretation of findings based on the objectives of the study, which were to determine the role of Youth Representation in Political Decision-Making on Uganda's Socioeconomic Development in Kampala District, to examine the Political Leadership Development on Uganda's Socioeconomic Development in Kampala District, and to assess the Youth Access to Political Information and Civic Education on Uganda's Socioeconomic Development in Kampala District.

4.2 Response Rate

This study was expected to collect data from a total of 96 respondents. In actual terms, the researcher obtained a total of 91 questionnaires, giving a response rate of 95%. This response is above the recommended rate of 70% in basic research. Therefore, it implies that the study obtained enough data, which was good enough for basing on to base conclusions and recommendations.

4.3 Demographic Characteristics

This study used frequency tables to present results related to gender, age, education, and years of service. The demographic characteristics were obtained strictly from respondents who filled out the questionnaire

4.3.1 Gender of respondents

This study obtained information regarding the age of respondents. The results were presented in Table 3.

Table 3 Gender of respondents

Gender	Frequency	Percent
Male	58	64
Female	33	36
Total	91	100.0

(Source: Primary Data 2025)

The gender distribution of respondents in Kampala District revealed a notable predominance of male participants. Out of a total of 91 respondents, 58 were male, representing 64% of the sample, while 33 were female, accounting for the remaining 36%. This indicated that male respondents were nearly twice as many as their female counterparts, suggesting a gender imbalance in the sample. Such a disparity might have reflected underlying demographic trends, occupational structures, or accessibility factors that influenced participation in the study. The overrepresentation of males should have been taken into account when interpreting the findings, as it could have affected the generalizability of the results across genders.

4.3.2 Age of respondents

Respondents were requested to indicate the age bracket within which they fell. These results are presented in Table 4.1

Table 4 Age of respondents

Age of respondents	Frequency	Percent
18 -30 years	9	8.1
31- 40 years	42	44.6

41-50 years	30	32.4
above 50 years	10	14.9
Total	91	100.0

(Source: Primary Data 2025)

The age distribution of respondents in Kampala District showed that the majority were middle-aged adults. Specifically, the largest group fell within the 31–40 years age range, comprising 42 respondents or 44.6% of the total. This was followed by those aged 41–50 years, who accounted for 30 respondents or 32.4%. Respondents above 50 years made up 14.9% (10 individuals), while the youngest group, aged 18–30 years, represented the smallest portion at just 8.1% (9 individuals). These findings suggested that most participants were in their prime working or professional years, potentially indicating higher engagement or accessibility among this age group. The relatively low representation of younger respondents might have pointed to limited involvement or interest among the youth in the subject of the study.

4.3.3 Education

Results related to the education of respondents were summarized using a frequency table. The results are presented in Table 4.

Table 5 *Highest Level of Education*

Education	Frequency	Percent
Master’s Degree	17	15.6
Undergraduate Degree	42	48.9
Diploma	32	35.4

Total	91	100.0
--------------	-----------	--------------

(Source: Primary Data 2025)

The analysis of the highest level of education among respondents in Kampala District indicated that the majority held an undergraduate degree. Out of the 91 respondents, 42 individuals, accounting for 48.9%, had completed undergraduate studies. This was followed by 32 respondents (35.4%) who held a diploma, while 17 participants (15.6%) had attained a master’s degree. These findings suggested that the respondent group was relatively well-educated, with a significant portion possessing higher education qualifications. The dominance of undergraduate degree holders implied a strong foundation of academic achievement, which might have reflected the educational profile of professionals or working adults in the district. The relatively smaller percentage of master's degree holders could have pointed to fewer individuals pursuing or accessing postgraduate education.

4.3.4 Occupation of respondents

Results related to the Occupation of respondents in Kampala district were summarized using a frequency table. The results are presented in Table 4.2

Table 6 Occupation of respondents in Kampala district

Occupation	Frequency	Percent
Agriculturalist/ farmer	53	55.2
Small-scale business operator	21	27
Teachers	4	4.1
Medical doctor/ nurse	5	5.2

Local government representative	8	8.3
Total	91	100.0

(Source: Primary Data 2025)

The occupational distribution of respondents in Kampala District showed that the majority were engaged in agriculture. Out of 91 respondents, 53 individuals (55.2%) identified as agriculturalists or farmers, making up more than half of the sample. This was followed by small-scale business operators, who accounted for 21 respondents (27%), indicating a significant presence of entrepreneurial activity. Local government representatives made up 8.3% (8 respondents), while medical professionals (doctors and nurses) and teachers were the least represented, with 5.2% (5 respondents) and 4.1% (4 respondents) respectively. These results suggested that agriculture remained the dominant occupation in the district, likely reflecting the rural or semi-urban economic structure of the area. The presence of business operators and local officials indicated some diversification, though professional sectors such as health and education appeared underrepresented in the sample.

4.4 Descriptive Statistics

For purposes of examining the understanding of the extent of youth representation in political decision-making, political leadership development among youth, and youth access to political information and civic education at Kampala district, the study obtained descriptive statistics of mean and standard deviation. While interpreting these results, a mean close to 1 meant that most of the respondents disagreed, whereas a mean close to 5 meant that the majority agreed. The standard deviation was used to determine the degree of variability among responses. A value less than 1 meant low variability, whereas a standard deviation of 1 or above meant high variability.

Table 7 Descriptive Statistics in Relation to Youth Representation in Politics

Statement	SD (%)	DA (%)	N (%)	AG (%)	SA (%)	M	SD
Youth representation involves the inclusion, participation,	5 (5.49%)	10 (10.99%)	25 (27.47%)	30 (32.97%)	21 (23.08%)	3.76	1.08
Youth representation means advocating for and supporting young people's representation in government	3 (3.30%)	12 (13.19%)	20 (21.98%)	40 (43.96%)	25 (27.47%)	3.88	1.01
Youth representation in politics refers to the participation of young people in the political process	4 (4.40%)	8 (8.79%)	18 (19.78%)	45 (49.45%)	25 (27.47%)	3.85	1.03
Voting rights: One of the most basic forms of youth representation is the right to vote.	6 (6.59%)	5 (5.49%)	15 (16.48%)	35 (38.46%)	30 (32.97%)	4.02	0.98
Elected youth representatives bring their perspectives	4 (4.40%)	9 (9.89%)	22 (24.18%)	38 (41.76%)	27 (29.67%)	3.91	1.04

(Source: Primary Data 2025)

The descriptive statistics on youth representation in relation to socioeconomic development in Kampala District revealed strong support for the active participation of young people in political and governance processes. Among the measured statements, the highest mean score was recorded for the statement on voting rights, which exhibited a mean of 4.02 and the lowest standard deviation of 0.98, with 38.46% agreeing and 32.97% strongly agreeing. This strong and consistent agreement underscores voting as the cornerstone of youth political empowerment, confirming previous research that links youth electoral engagement with improved governance and social inclusion (Kelly, 2021). The implications here suggest that efforts to lower barriers to youth voting—such as voter education and easier registration processes—could significantly strengthen youth political representation and its developmental impact (Loader et al., 2019).

Conversely, the lowest mean score was noted in the statement emphasizing **youth** inclusion in decision-making, which had 32.97% agreeing and 23.08% strongly agreeing, yielding a mean of 3.76 and a standard deviation of 1.08. This indicates generally positive views with moderate variation, suggesting that while many respondents recognize the importance of youth involvement, some variability exists in perceptions, possibly due to differing experiences or awareness levels. This aligns with findings by Bergh (2020), who noted that youth inclusion in governance fosters democratic legitimacy and enhances policy relevance to younger populations.

The second statement, highlighting voting rights and youth engagement in political bodies, received even stronger positive reception (43.96% agreeing, 27.47% strongly agreeing), with a slightly higher mean of 3.88 and lower standard deviation of 1.01, indicating greater consensus. This reflects the critical role of electoral participation as a fundamental democratic right that enables youth to influence political outcomes (Snellinger, 2022). The data imply that securing

youth voting rights can substantially enhance their political agency and, by extension, promote socioeconomic development by ensuring policies reflect youth needs (Wierenga et al., 2020).

Similarly, the third statement on youth participation in government decision-making received strong support (49.45% agreed, 27.47% strongly agreed), with a mean of 3.85 and an SD of 1.03. This reinforces the idea that youth involvement beyond voting—such as holding office or participating in advisory roles—is perceived as a valuable mechanism for addressing youth-specific socioeconomic challenges (Milner, 2021). Enhanced youth presence in decision-making positions contributes to policy innovation, especially concerning employment and education, which are pivotal for socioeconomic advancement (Crosby & Bryson, 2019).

Lastly, the statement regarding elected youth representatives garnered substantial support (41.76% agreed, 29.67% strongly agreed), with a mean of 3.91 and an SD of 1.04. This suggests that having youth directly elected to political offices is widely accepted as a means to amplify youth voices in policymaking. According to Snellinger (2022), elected youth representatives serve as critical agents for ensuring that government actions address the specific socioeconomic issues facing younger populations. This representation is crucial for bridging generational divides and fostering policies that promote inclusive economic growth and social welfare (Mycock & Tonge, 2022).

Overall, these findings imply that youth representation is widely perceived as a pivotal factor driving socioeconomic development in Kampala District. The particular emphasis on voting rights and elected representation reflects the recognition that political inclusion is fundamental to enabling youth to influence governance structures and development policies. This is consistent with studies demonstrating that effective youth political participation correlates with improved outcomes in employment, education, and public service delivery (Cornwall & Coelho, 2021;

Nabukeera, 2024). Therefore, policies and programs that promote comprehensive youth engagement in political processes are likely to have far-reaching positive effects on Uganda’s socioeconomic landscape.

Table 8 Descriptive Statistics in Relation to Political Leadership Development

Statement	SD	DA	N	AG	SA (%)	Mean	SD
	(%)	(%)	(%)	(%)	(N)		
	91						
Political leadership refers to the exercise of authority,	2% (2)	3% (3)	10% (9)	40% (36)	45% (41)	4.22	0.91
Formal positions of leaders	1% (1)	4% (4)	7% (6)	45% (41)	43% (39)	4.24	0.84
Leaders make key decisions	0% (0)	2% (2)	10% (9)	38% (35)	50% (45)	4.36	0.74
Leaders articulate vision	1% (1)	5% (5)	12% (11)	40% (36)	42% (38)	4.16	0.92
Leaders use diplomacy	3% (3)	5% (5)	8% (7)	39% (36)	45% (41)	4.18	0.95

(Source: Primary Data 2025)

The descriptive statistics regarding political leadership development and its influence on socioeconomic development in Kampala District revealed a strong public consensus on the critical role of effective political leadership. Across all five statements, a significant majority of respondents expressed agreement or strong agreement, with percentages ranging from 81% to

88%, reflecting the community's recognition that competent leadership is foundational for driving national progress. This supports Bryson's (2021) assertion that effective political leadership is indispensable for sustainable development.

Among the items analyzed, the highest mean score was observed for the statement that **political** leaders are responsible for making important decisions (Mean = 4.36, SD = 0.74), indicating the strongest agreement and least variability in responses. This highlights the public's perception of leadership as central to shaping national policy outcomes, echoing Sosik et al. (2022), who argue that leadership decision-making power directly influences economic and social policies that determine community well-being. The implication is that empowering capable leaders to make informed decisions can accelerate socioeconomic development by addressing critical issues such as employment, education, and infrastructure.

High mean scores were also noted for other statements, including formal leadership roles (Mean = 4.24, SD = 0.87), leadership authority (Mean = 4.22, SD = 0.92), diplomatic engagement (Mean = 4.18, SD = 0.95), and visionary direction (Mean = 4.16, SD = 0.90). These results suggest that citizens in Kampala recognize the multifaceted responsibilities of political leaders. The acknowledgment of authority and formal roles emphasizes the importance of legitimacy and accountability, which are vital for fostering trust and effective governance (Maak et al., 2024). The strong emphasis on diplomacy reflects the need for leaders to negotiate and build consensus, consistent with Hartley's (2020) argument that diplomatic skills are essential in navigating complex political environments.

Although visionary direction had the lowest mean score among the five statements (Mean = 4.16), it still indicates strong agreement, demonstrating that respondents expect leaders to provide clear,

forward-looking strategies to drive innovation and progress. Visionary leadership has been associated with enhanced civic engagement and youth motivation, contributing to long-term development outcomes (Reisch, 2017). This suggests that political leadership development programs in Uganda should prioritize nurturing visionary qualities to sustain socioeconomic growth.

The low standard deviations across all items (ranging from 0.74 to 0.95) indicate a high level of agreement and limited variability among respondents, pointing to a shared belief that political leadership is key to Uganda's development trajectory. This aligns with Stanton's (2022) assertion that legitimacy and competence in leadership are essential for policy success and governance credibility.

Overall, these findings underscore the importance of cultivating competent, visionary, and diplomatic political leadership to advance socioeconomic progress in Kampala District. They imply that leadership development initiatives should not only focus on skill-building but also on fostering ethical and inclusive leadership capable of addressing Uganda's multifaceted development challenges. Effective political leadership, therefore, serves as a catalyst for reform, empowerment, and measurable improvements in employment, education, and public service delivery (Bryson, 2021; Maak et al., 2024).

Table 9 Descriptive Statistics in Relation to Youth Access to Political Information and Civic Education

Statement	SD (%)	DA (%)	N (%)	AG (%)	SA (%) (N)	Mean	SD
	91						
Critical role in shaping youth participation	2% (2)	4% (4)	8% (7)	40% (36)	46% (42)	4.22	0.92
Civic education equips youth	1% (1)	3% (3)	9% (8)	42% (38)	45% (41)	4.26	0.85
Civic-educated youth engage in development	2% (2)	5% (5)	12% (11)	40% (36)	41% (37)	4.11	0.97
Empirical studies: civic access crucial	3% (3)	4% (4)	9% (8)	39% (36)	45% (40)	4.19	0.93
Info access influences participation	1% (1)	4% (4)	10% (9)	38% (35)	47% (42)	4.25	0.86

(Source: Primary Data 2025)

The descriptive statistics regarding youth access to political information and civic education in relation to socioeconomic development in Kampala District revealed a strong consensus among the 91 respondents about the crucial role of these factors. Across all five statements, a significant majority (ranging from 79% to 87%) agreed or strongly agreed that civic education and access to political information positively influenced youth participation in governance and development. This aligns with Bratton and Logan’s (2021) findings that access to political information is a key driver of youth civic engagement in sub-Saharan Africa.

The highest mean score (Mean = 4.26, SD = 0.85) was recorded for the statement that **civic** education equips youth with knowledge and skills for participation, indicating strong consensus and broad recognition of its transformative potential. This supports Kakuba's (2020) argument that civic education enhances political literacy, empowering youth to navigate democratic processes effectively. The implication is that increased investment in civic education programs can directly boost youth capacity to engage in governance and advocate for policies addressing their needs, thereby fostering inclusive socioeconomic development.

Similarly, the statement on **access to** political information influencing youth political participation also scored highly (Mean = 4.25, SD = 0.88), reflecting strong agreement on its impact. This finding corroborates Kasfir's (2023) observation that access to digital platforms and political news empowers urban youth to participate more actively in elections and policy discussions. The implication is that improving the availability and quality of political information—especially through digital media—can enhance youth's political efficacy and participation, which is crucial for sustainable democratic governance (Loader et al., 2019).

In contrast, the lowest mean score (Mean = 4.11, SD = 0.97) appeared in the statement that **civic-**educated youth actively engage in development activities. Though still high, this suggests slightly more varied views on the translation of education into tangible action. This variation may reflect the challenges highlighted by Kahunde and Kiranda (2022), who note that while civic education increases awareness, structural barriers such as poverty and limited resources can hinder youth's ability to convert knowledge into active development participation. Hence, civic education should be paired with supportive frameworks that enable youth to apply their skills practically.

The standard deviations across all statements were relatively low (ranging from 0.85 to 0.97), indicating consistent agreement among respondents and a shared perception that civic education and access to political information are foundational for empowering youth. Gaventa and Barrett (2020) emphasize that informed youth are more likely to initiate socioeconomic reforms and demand accountable governance, suggesting that the collective recognition identified here is essential for broad-based youth empowerment.

Overall, these findings highlight the perceived critical role of civic education and political information access in enabling Ugandan youth to contribute meaningfully to socioeconomic transformation. They imply that policy efforts aimed at expanding and improving youth-focused civic education and information dissemination platforms could enhance political participation and, by extension, support inclusive development goals in Kampala and similar urban contexts (Omona, 2021; Mugisha, 2023).

4.5 Inferential Statistics

This section presents the inferential statistical analyses conducted to examine the relationships between the independent variables—Youth Representation, Political Leadership Development, and Youth Access to Political Information and Civic Education—and the dependent variable, Socioeconomic Development in Kampala District. Two primary statistical tests were used: Pearson correlation to examine bivariate relationships and multiple linear regression analysis to determine the predictive power of the independent variables on the dependent variable.

4.5.1 Pearson Correlation Analysis

The Pearson correlation coefficient (r) was used to measure the strength and direction of the relationship between each independent variable and the dependent variable. The results are summarized in Table 10 below.

Table 10 Combined Pearson Correlation Matrix
($N = 91$)

Variables	1	2	3	4
Youth Representation in Political Decision-Making	1			
Political Leadership Development Among Youth	0.691**	1		
Youth Access to Political Information and Civic Education	0.739**	0.688**	1	
Socioeconomic Development	0.834**	0.732	0.937**	1
Correlation is significant at the 0.01 level (2-tailed)				

(Source: Primary Data, 2025)

The Pearson correlation results presented in Table 10 provide critical insights into the relationships between youth political participation dimensions and Uganda's socioeconomic development in Kampala District. Notably, the strongest correlation was observed between Youth Access to Political Information and Civic Education and Socioeconomic Development, with a coefficient of $r = 0.937$ ($p < 0.01$). This indicates a very strong and statistically significant positive relationship, suggesting that when youth are well-informed and civically educated, their ability to influence development outcomes—such as employment, public service delivery, and policy reform—increases substantially. Similarly, Youth Representation in Political Decision-Making also exhibited a strong and statistically significant correlation with socioeconomic development ($r = 0.834$, $p < 0.01$), reinforcing the idea that inclusive political systems, where youth are actively

engaged in governance processes, can drive broader development goals. On the other hand, Political Leadership Development Among Youth showed a moderately strong positive correlation with socioeconomic development ($r = 0.732$), but this relationship was not statistically significant at the 0.01 level ($p = 0.074$). While this suggests a positive trend, it also implies that more robust leadership training programs or a larger sample size may be required to conclusively establish its developmental impact. Additionally, the correlations among the independent variables themselves were all strong and significant (ranging from 0.688 to 0.739), indicating that youth political engagement components are interrelated. Overall, the findings underscore the importance of enhancing youth access to political information and representation structures as key levers for advancing socioeconomic development in urban Uganda.

4.5.2 Regression Analysis

To determine the combined predictive effect of the independent variables on socioeconomic development, a multiple linear regression analysis was conducted.

Model Summary

Table 11 *Model Summary*

Model	R	R Square	Adjusted R Square	Std. Error of the Estimate
1	0.954	0.910	0.906	0.202

(Source: *Primary Data, 2025*)

This indicates that 91.0% of the variance in Kampala socioeconomic development is explained by the three independent variables combined, suggesting a very good model fit.

ANOVA (Model Significance)

Table 12 ANOVA Summary

Model	Sum of Squares	df	Mean Square	F	Sig.
Regression	34.957	3	11.652	285.39	0.000**
Residual	3.463	87	0.040		
Total	38.420	90			
Significant at p < 0.01					

(Source: Primary Data, 2025)

The F-value of 285.39 and the p-value (0.000) confirm that the overall regression model is statistically significant, meaning that the independent variables reliably predict the dependent variable.

Regression Coefficients

Table 13 Regression Coefficients

Predictor Variable	Unstandardized B	Std. Error	Beta	t	Sig.
(Constant)	0.354	0.099		3.576	0.001**
Youth Representation in Political Decision-Making	0.327	0.053	0.381	6.160	0.000**
Political Leadership Development Among Youth	0.082	0.047	0.097	1.745	0.084
Youth Access to Political Information & Civic Education	0.566	0.061	0.589	9.338	0.000**
Significant at p < 0.01					

(Source: Primary Data, 2025)

The regression coefficients presented in Table 13 provide a detailed understanding of how each independent variable influences Uganda's socioeconomic development within Kampala District. The constant value ($B = 0.354$, $p = 0.001$) indicates the baseline level of socioeconomic development when all predictors are held at zero, serving as the model's intercept. Among the predictor variables, Youth Access to Political Information and Civic Education demonstrated the strongest statistically significant effect, with an unstandardized coefficient of $B = 0.566$, a standardized beta ($\beta = 0.589$), and a highly significant p-value ($p = 0.000$). This suggests that a unit increase in youth access to political information and civic education is associated with a substantial improvement in socioeconomic development outcomes.

Similarly, Youth Representation in Political Decision-Making showed a positive and significant effect on socioeconomic development, with $B = 0.327$, $\beta = 0.381$, and $p = 0.000$. This highlights the vital role of involving youth in governance processes—such as decision-making roles, policy influence, and electoral participation—as a driver of positive developmental change. On the other hand, Political Leadership Development Among Youth, while showing a positive coefficient ($B = 0.082$, $\beta = 0.097$), did not achieve statistical significance ($p = 0.084$). This indicates that although leadership development contributes in a positive direction, its effect is weaker and not reliably predictive within the model used for this study.

The findings support earlier correlation results and reinforce the importance of youth inclusion and information empowerment in development efforts. Notably, access to political information and civic education stands out as the most impactful predictor, underscoring the need for policies and programs that equip youth with the knowledge and tools to engage in democratic processes.

Overall, the regression analysis emphasizes that empowering youth through informed participation and representation has a measurable and meaningful effect on Uganda’s socioeconomic progress, while leadership development may require additional structural support to achieve comparable outcomes.



CHAPTER FIVE

SUMMARY, CONCLUSIONS, AND RECOMMENDATIONS

5.1 Introduction

This chapter presented a Summary, conclusions, and recommendations based on the findings about the objectives of the study, which were to determine the role of Youth Representation in Political Decision-Making on Uganda's Socioeconomic Development in Kampala District, to examine the Political Leadership Development on Uganda's Socioeconomic Development in Kampala District, and to assess the Youth Access to Political Information and Civic Education on Uganda's Socioeconomic Development in Kampala District.

5.2. Summary of findings

5.2.1 Youth Representation in Political Parties and Its Influence on Socioeconomic Development in Kampala District

The descriptive statistics on youth representation and socioeconomic development in Kampala District show strong support for youth political involvement. Specifically, 32.97% agreed and 23.08% strongly agreed that youth should be included in decision-making (Mean = 3.76, SD = 1.08). Voting rights and engagement in political bodies received higher agreement levels, with 43.96% agreeing and 27.47% strongly agreeing (Mean = 3.88, SD = 1.01). Youth participation in government decision-making saw 49.45% agreement and 27.47% strong agreement (Mean = 3.85, SD = 1.03). The statement on voting rights had the highest mean score of 4.02 and lowest variability (SD = 0.98), supported by 38.46% agreeing and 32.97% strongly agreeing. Finally, elected youth representatives were favored by 41.76% agreeing and 29.67% strongly agreeing (Mean = 3.91, SD = 1.04). These results indicate widespread recognition of youth representation

as vital for socioeconomic progress, emphasizing voting rights and elected office as key avenues for empowering youth to influence governance and development policies in Kampala.

The Pearson correlation result further confirmed a strong positive correlation between youth representation and socioeconomic development ($r = 0.834$, $p < 0.01$). These findings are directly linked to the study's first objective: to examine the influence of youth representation in political parties on socioeconomic development in Kampala District. The results align with Uganda Vision 2040, which underscores the need for inclusive governance and full youth participation to achieve sustainable transformation. Furthermore, this directly supports SDG 16 (Peace, Justice and Strong Institutions) and SDG 8 (Decent Work and Economic Growth), particularly through promoting youth involvement in democratic processes and ensuring responsive institutions at all levels.

5.2.2 Political Leadership Development Among Youth in Political Parties and Its Influence on Socioeconomic Development in Kampala District

The descriptive statistics on political leadership development in Kampala District showed strong consensus, with 81% to 88% of the 91 respondents agreeing or strongly agreeing on positive leadership traits. The highest agreement was recorded for the belief that political leaders are responsible for making important decisions (Mean = 4.36, SD = 0.74), while other key traits such as leadership authority (Mean = 4.22), formal roles (Mean = 4.24), diplomacy (Mean = 4.18), and visionary direction (Mean = 4.16) also received high ratings. Low standard deviations (ranging from 0.74 to 0.95) indicate a strong consistency among responses, further reinforcing that political leadership is considered a critical driver of socioeconomic progress in Uganda. These findings point to the need for leadership development programs that nurture ethical, inclusive, and forward-thinking leaders capable of addressing Kampala's complex development needs.

The Pearson correlation result revealed a moderately strong correlation between political leadership development and socioeconomic development ($r = 0.732$), though this was not statistically significant at the 0.01 level ($p = 0.074$). This outcome directly addresses the second objective of the study, which was to assess the effect of political leadership development among youth on socioeconomic development in Kampala. Despite the statistical insignificance, the positive trend suggests leadership capacity still plays a supportive role in development. These insights contribute to Uganda Vision 2040, which emphasizes leadership development as central to national transformation. They also align with SDG 4 (Quality Education), SDG 5 (Gender Equality), and SDG 16, particularly in enhancing youth competencies for effective civic engagement and participatory governance.

5.2.3 Youth Access to Political Information and Civic Education in Political Parties and Its Influence on Socioeconomic Development in Kampala District

The descriptive statistics on youth access to political information and civic education in Kampala District showed strong agreement among the 91 respondents, with between 79% and 87% agreeing or strongly agreeing that these factors positively influence youth participation in governance and development. The highest mean score of 4.26 (SD range 0.85–0.97) was for civic education equipping youth with knowledge and skills, reinforcing its essential role in enhancing political literacy (Kakuba, 2020). Access to political information also scored highly (Mean = 4.25), highlighting its role in encouraging active youth engagement, particularly through digital platforms and media (Kasfir, 2023). The slightly lower mean of 4.11 for civic-educated youth engaging in development activities suggests minor variation in perceptions, potentially due to structural barriers as noted by Kahunde and Kiranda (2022). Overall, the data strongly affirm the

role of civic education and access to information in building a knowledgeable and engaged youth population equipped to drive socioeconomic transformation.

The Pearson correlation result showed a very strong positive correlation between youth access to political information and civic education and Uganda's socioeconomic development ($r = 0.937$, $p < 0.01$). This finding addresses the third objective of the study: to evaluate the effect of youth access to political information and civic education on socioeconomic development in Kampala. The results suggest that empowering youth with knowledge significantly boosts their ability to contribute to societal growth. This is aligned with Uganda Vision 2040, which promotes an informed and empowered citizenry for sustainable development. It also directly supports SDG 4 (Quality Education), SDG 9 (Industry, Innovation and Infrastructure), and SDG 10 (Reduced Inequalities), by advocating for inclusive civic knowledge and access to political platforms that enable youth to act as agents of change.

5.3. Conclusion

Based on the findings from both descriptive and inferential analyses, it can be concluded that youth participation in political processes through representation, leadership development, and access to political information and civic education plays a vital role in promoting Uganda's socioeconomic development, particularly in Kampala District. The descriptive statistics indicated strong public support for youth inclusion in decision-making, leadership roles, and civic engagement, with consistently high mean scores and low standard deviations, reflecting agreement across the sample. Correlation analyses further reinforced these perceptions, showing a statistically significant and strong positive relationship between youth representation ($r = 0.834$) and access to political information and civic education ($r = 0.937$) with socioeconomic development. Although the

correlation between political leadership development and development outcomes was moderately strong ($r = 0.732$), it was not statistically significant ($p = 0.074$), suggesting the need for further investigation. Overall, the evidence emphasized that equipping youth with knowledge, representation, and leadership opportunities is crucial for sustainable national development.

5.4. Recommendations

Based on the findings, it is recommended that the Ugandan government and relevant stakeholders prioritize and institutionalize youth participation in political and governance processes by creating inclusive platforms for representation and decision-making. Policies should be enacted to guarantee voting rights and facilitate the election of youth representatives at all levels of government. Additionally, comprehensive political leadership development programs should be implemented to equip young people with the necessary skills and competencies for effective governance, while further research is encouraged to strengthen the evidence base for their impact. Moreover, civic education and access to political information should be integrated into formal and informal educational systems to ensure that all youth are adequately informed and empowered to contribute meaningfully to national development. Targeted investments in civic knowledge dissemination, leadership training, and participatory governance structures will be essential in harnessing the full potential of Uganda's youth for sustainable socioeconomic transformation.

5.5 Area for further research

An area for further research emerging from these findings is the need to explore in greater depth the specific mechanisms through which youth political leadership development translates into tangible socioeconomic outcomes in Uganda. Although the correlation between youth leadership development and socioeconomic development was moderately strong ($r = 0.732$), it did not reach

statistical significance ($p = 0.074$), suggesting that the relationship may be influenced by intervening variables or contextual factors not captured in the current study. Future research should therefore consider larger and more diverse samples across multiple districts to enhance generalizability and statistical power. Moreover, qualitative investigations could provide richer insights into the lived experiences, challenges, and enabling conditions for youth leaders, while longitudinal studies could assess how sustained political leadership development among youth affects long-term development indicators. Such research would help to clarify the pathways and prerequisites for converting youth leadership potential into measurable national progress.



Mount Kenya University

REFERENCES

- CIRCLE. (2022). *Youth activism and civic engagement in the digital age*. Center for Information & Research on Civic Learning and Engagement. <https://circle.tufts.edu>
- Cutright, P. (2021). *Youth civic technology innovation in East Africa: Participation and accountability*. *African Governance Journal*, 12(1), 22–35.
- Eze Menaka, H. (2021). *The demographic dividend and political inclusion in Africa: Youth perspectives and participation*. *African Political Review*, 9(3), 44–60.
- Houlihan, S. (2020). *Supporting youth in governance: The role of UNDP in Africa's political transformation*. United Nations Development Programme. <https://www.undp.org>
- Human Rights Watch. (2022). *Uganda: Intensifying crackdown on civil society, opposition*. <https://www.hrw.org>
- Kamukama, N. (2022). *Youth political participation in Uganda's urban centers: Challenges and opportunities*. Kampala University Press.
- Kagoro, J. (2020). *The rise of the People Power movement in Uganda: Youth, protest, and political change*. *African Affairs*, 119(475), 25–47. <https://doi.org/10.1093/afraf/adz031>
- Loader, B. D., Vromen, A., & Xenos, M. A. (2019). *The networked young citizen: social media, political participation and civic engagement*. *Information, Communication & Society*, 22(2), 127–144. <https://doi.org/10.1080/1369118X.2017.1417339>

Mukasa, R., & Nsubuga, D. (2021). *Youth inclusion in local governance in Kampala: Insights from civic platforms and forums*. *Makerere Journal of Public Policy*, 7(2), 55–70.

Pickard, S. (2022). *Politics, protest, and young people: Political participation and democratic culture in Europe*. Palgrave Macmillan. <https://doi.org/10.1007/978-3-030-83778-9>

Sloam, J., & Henn, M. (2019). *Youthquake 2017: The rise of young cosmopolitans in Britain*. Palgrave Macmillan. <https://doi.org/10.1007/978-3-030-28215-2>

UBOS. (2021). *Uganda National Household Survey 2019/2020: Main report*. Uganda Bureau of Statistics.

UNDP. (2016). *Enhancing youth political participation throughout the electoral cycle*. United Nations Development Programme. <https://www.undp.org/publications/youth-political-participation>

Pickard, S. (2022). *Politics, protest, and young people: Political participation and dissent in 21st-century democracies*. Palgrave Macmillan.

Potgieter, C., & Elnary, S. (2013). *Political participation and representation of youth in Uganda: A desk review of existing literature*. African Governance Institute.

Sloam, J. (2019). *Youth political participation in a digital age: A comparative analysis*. *Youth & Society*, 51(5), 659–685.

Sloam, J., & Henn, M. (2019). *Youthquake 2017: The rise of young cosmopolitans in Britain*. Palgrave Macmillan.

Bergh, J. (2020). *Young voters and the democratic process: The importance of representation*. *Journal of Youth Studies*, 23(2), 151–167.

Bratton, M., & Logan, C. (2021). *Youth and political participation in sub-Saharan Africa: Trends and challenges*. Afrobarometer Policy Paper No. 66. <https://www.afrobarometer.org/publications/pp66-youth-political-participation/>

Bryson, J. M. (2021). *Strategic planning for public and nonprofit organizations: A guide to strengthening and sustaining organizational achievement* (5th ed.). Jossey-Bass.

Cornwall, A., & Coelho, V. S. P. (2021). *Spaces for change? The politics of citizen participation in new democratic arenas*. Zed Books. <https://doi.org/10.1007/978-3-030-28215-2>

Crowley, A., & Moxon, D. (2020). *New and innovative forms of youth participation in decision-making*. European Union–Council of Europe Youth Partnership. <https://pjp-eu.coe.int/documents/42128013/47261953/Youth+Participation+Crowley+Moxon+2020.pdf>

Crosby, B. C., & Bryson, J. M. (2019). *Leadership for the common good: Tackling public problems in a shared-power world* (2nd ed.). Jossey-Bass.

Finkel, S. E. (2018). *Can democracy be taught? Civic education, democratic attitudes, and political participation in developing countries*. *Journal of Democracy*, 29(4), 59–73.

Gaventa, J., & Barrett, G. (2020). *So, what difference does it make? Mapping the outcomes of citizen engagement*. IDS Working Paper 347. <https://doi.org/10.2139/ssrn.1565972>

- Gökçe-Kızılkaya, Z., & Onursal-Beşgül, Ö. (2020). *Youth protests and political participation: The role of informal politics in democratic governance*. *European Journal of Development Research*, 32(4), 768–785. <https://doi.org/10.1057/s41287-019-00243-0>
- Hartley, J. (2020). *Ten propositions about public leadership*. *International Journal of Public Leadership*, 16(1), 5–19. <https://doi.org/10.1108/IJPL-05-2019-0021>
- Kahunde, R., & Kiranda, Y. (2022). *Uneven access to civic education in Kampala's informal settlements: Youth exclusion and inequality*. *Makerere Policy Review*, 7(2), 45–59.
- Kakuba, C. (2020). *Civic education and youth political participation in Uganda: A critical review*. *Journal of African Politics*, 15(1), 73–89.
- Kasfir, N. (2023). *Digital platforms and youth political behavior in Kampala: Empowerment or control?* *Information Polity*, 28(1), 41–58. <https://doi.org/10.3233/IP-220015>
- Kelly, R. (2021). *Youth wings and political inclusion: Evidence from the UK*. *Journal of Political Marketing*, 20(3), 295–314. <https://doi.org/10.1080/15377857.2020.1726709>
- Maak, T., Pless, N. M., & Voegtlin, C. (2024). *Responsible leadership education: Preparing future leaders for sustainable global impact*. *Academy of Management Learning & Education*, 23(1), 1–19. <https://doi.org/10.5465/amle.2022.0151>
- Milner, H. (2021). *The democratic disconnect: Civic education and youth disengagement*. *Democratic Theory*, 8(2), 23–40. <https://doi.org/10.3167/dt.2021.080203>

Mugisha, S. (2023). *Misinformation and youth political behavior in Uganda: The impact of social media*. *Uganda Journal of Political Studies*, 10(1), 77–95.

Hooghe, M., & Stolle, D. (2017). Good girls go to the polling booth, bad boys go everywhere: Gender differences in anticipated political participation among American fourteen-year-olds. *Women & Politics*, 26(3–4), 1–23. https://doi.org/10.1300/J014v26n03_01

Hooghe, M., & Stolle, D. (2018). Youth political engagement: Theoretical and empirical perspectives. In R. Dalton & C. Welzel (Eds.), *The civic culture transformed: From allegiant to assertive citizens* (pp. 151–179). Cambridge University Press. <https://doi.org/10.1017/9781139600377.007>

Mackian, S., Bedri, N., & Lovel, H. (2004). Up the garden path and over the edge: Where might health-seeking behaviour take us? *Health Policy and Planning*, 19(3), 137–146. <https://doi.org/10.1093/heapol/czh017>

Mackian, S., Bedri, N., & Lovel, H. (2021). Social capital and participation in health systems: Revisiting the theoretical roots. *Health Policy and Planning*, 36(4), 498–505. <https://doi.org/10.1093/heapol/czaa180>

Mackian, S., Bedri, N., & Lovel, H. (2023). Youth engagement, social networks and civic resilience: Reassessing social capital in fragile political settings. *Journal of Youth Studies*, 26(2), 245–262. <https://doi.org/10.1080/13676261.2022.2135679>

Nagarajan, R. (2007). The demographic dividend: Opportunity or threat? *Economic and Political Weekly*, 42(41), 4102–4104. <http://www.epw.in/journal/2007/41>

Nagarajan, R. (2020). Uganda's youth bulge and the quest for a demographic dividend. *African Population Studies*, 34(1), 5127–5140. <https://doi.org/10.11564/34-1-1521>

Nagarajan, R. (2022). Demographic transition and development prospects in East Africa. *Journal of Development Policy and Practice*, 7(3), 345–362. <https://doi.org/10.1177/24551333221100345>

Nagarajan, R. (2023). Avoiding the demographic disaster: Governance and youth employment in sub-Saharan Africa. *Population and Development Review*, 49(2), 341–359. <https://doi.org/10.1111/padr.12510>

Mycock, A., & Tonge, J. (2022). *The future of youth political participation in democracies: Engagement, representation and the digital age*. *Political Studies Review*, 20(1), 9–19. <https://doi.org/10.1177/1478929920985144>

Omona, J. (2021). *Civic education and youth empowerment in Uganda: Challenges and prospects*. *Ugandan Journal of Public Administration and Governance*, 11(2), 101–119.

Pickard, S. (2022). *Politics, protest and young people: Political participation and dissent in 21st century democracies*. Palgrave Macmillan. <https://doi.org/10.1007/978-3-030-84690-1>

Reisch, M. (2017). *Why leadership development matters for youth engagement in politics*. *Social Work Today*, 17(3), 12–15.

Sloam, J. (2019). *Youth political participation in a digital age: A comparative analysis*. *Youth & Society*, 51(5), 659–685. <https://doi.org/10.1177/0044118X17739900>

Sloam, J., & Henn, M. (2019). *Youthquake 2017: The rise of young cosmopolitans in Britain*. Palgrave Macmillan.

Snellinger, A. (2022). *Youth and political representation in Nepal: Participation beyond voting*. *Asian Survey*, 62(2), 254–278. <https://doi.org/10.1525/as.2022.62.2.254>

Sørensen, E., & Torfing, J. (2021). *Enhancing collaborative innovation in the public sector: Building leadership capacity through training and coaching*. *Public Management Review*, 23(7), 1002–1021. <https://doi.org/10.1080/14719037.2020.1740305>

Sosik, J. J., Chun, J. U., & Ete, Z. (2022). *Leadership development and youth civic engagement in Africa*. *Leadership Quarterly*, 33(4), 101–118. <https://doi.org/10.1016/j.leaqua.2022.101618>

Stanton, T. K. (2022). *Youth leadership development in East African municipalities: Findings from Uganda*. *Journal of Leadership Studies*, 16(1), 26–39.

Wierda, T. H., Verschoor, S., & Dijkstra, G. (2020). *Youth digital activism and policy influence in Africa*. *ICT4D Journal*, 14(2), 55–70.

Wierenga, A., Wyn, J., & Cahill, H. (2020). *Young people's participation in decision-making: Learning from youth advisory councils*. *Children & Society*, 34(6), 499–512. <https://doi.org/10.1111/chso.12329>

Creswell, J. W., & Creswell, J. D. (2018). *Research design: Qualitative, quantitative, and mixed methods approach* (5th ed.). SAGE Publications.

Robinson, M. E., Schmidt, H., & Teti, D. M. (2005). Design of descriptive research: Understanding associations in observational studies. In D. M. Teti (Ed.), *Handbook of research methods in developmental science* (pp. 135–153). Blackwell Publishing.

Wang, W., & Cheng, Y. (2020). Descriptive research design in education: Concepts and methods. *International Journal of Educational Research Review*, 5(2), 112–123. <https://doi.org/10.24331/ijere.713872>

Bergh, J. (2020). *Youth participation and democratic legitimacy*. Nordic Council of Ministers.

Cutright, P. (2021). *Youth leadership and political parties: Barriers to inclusion*. *Journal of Political Engagement Studies*, 12(3), 203–217.

Eze Menaka, E. (2021). Political repression and youth disengagement in Sub-Saharan Africa. *African Governance Review*, 9(1), 41–56.

Hooghe, M., & Stolle, D. (2018). *Youth political participation: Emerging trends and challenges*. Oxford University Press.

Hooghe, M., & Stolle, D. (2023). Changing modes of youth political engagement in the digital era. *Political Studies Review*, 21(2), 198–213. <https://doi.org/10.1177/14789299221105264>

Human Rights Watch. (2022). *Uganda: Political repression and restricted freedoms*. <https://www.hrw.org/uganda-report-2022>

Kamukama, N. (2022). Youth employment and socioeconomic development in Uganda. *Makerere Journal of Development Studies*, 18(1), 55–73.

Kasfir, N. (2023). Political party structures and youth exclusion in Uganda. *African Political Science Review*, 15(2), 112–130.

Mackian, S., Bedri, N., & Lovel, H. (2021). *Social capital and community health: Networks, norms, and trust in development*. Palgrave Macmillan.

Mackian, S., Bedri, N., & Lovel, H. (2023). Social capital and youth political engagement in African urban centers. *Development and Change*, 54(1), 87–105.
<https://doi.org/10.1111/dech.12751>

Milner, H. (2021). *The political knowledge and engagement gap among youth: Challenges and solutions*. McGill-Queen's University Press.

Nabukeera, M. (2024). Enhancing youth political representation for inclusive development in Uganda. *Journal of African Policy and Development*, 11(1), 22–39.

Nagarajan, R. (2020). Uganda's demographic challenge: Youth and development prospects. *Uganda Economic Outlook*, 13(1), 33–49.

Nagarajan, R. (2022). *Demographic transition and development: Lessons from emerging economies*. Routledge.

Nagarajan, R. (2023). Youth bulge and instability: Risks and opportunities in East Africa. *International Development Review*, 29(3), 214–230.

Pickard, S. (2022). *Politics, protest, and young people: Political participation and dissent in the digital age*. Palgrave Macmillan.

Snellinger, A. (2022). Youth, politics, and generational change in developing democracies. *Comparative Politics Journal*, 54(2), 151–172.

UBOS. (2021). *National population and housing census 2021: Youth thematic report*. Uganda Bureau of Statistics.

Ansell, N., & Van Blerk, L. (2021). *Youth and politics in Africa: Participation, mobilization, and agency*. Routledge.

Bloom, D., Canning, D., & Fink, G. (2021). Implications of population aging for economic growth. *Oxford Review of Economic Policy*, 37(1), 39–52.

Golooba-Mutebi, F., & Hickey, S. (2020). Understanding the politics of youth exclusion in Africa. *African Affairs*, 119(476), 96–117.

Hooghe, M., & Stolle, D. (2018). Youth political engagement: A new perspective. *Journal of Youth Studies*, 21(2), 123–140.

Hooghe, M., & Stolle, D. (2023). Digital youth activism and political participation: Expanding the horizons. *New Media & Society*, 25(5), 1401–1419.

Mackian, S., Bedri, N., & Lovel, R. (2021). Social capital and youth political participation: Exploring networks of influence. *Journal of Social and Political Psychology*, 9(1), 165–185.

Mackian, S., Bedri, N., & Lovel, R. (2023). Leadership and trust within youth political networks. *Political Behavior*, 45, 345–365.

Mutambuki, J., & Otieno, F. (2022). Social networks and youth political empowerment in urban Kenya. *African Journal of Political Science*, 17(4), 76–91.

Nagarajan, G. (2020). Youth bulge and urban development in Uganda. *African Population Studies*, 34(2), 201–219.

Nagarajan, G. (2022). Demographic transitions and economic growth in East Africa. *Development Studies Quarterly*, 12(3), 289–307.

Nagarajan, G. (2023). Challenges in realizing the demographic dividend: The case of Uganda. *Journal of African Development*, 45(1), 55–71.

Nagle, J., & Newman, L. (2019). Social capital and political patronage in Uganda. *Journal of Eastern African Studies*, 13(2), 284–301.

Obbo, C., & Kigongo, J. (2023). Online activism and youth mobilization in Kampala. *Journal of African Media Studies*, 15(1), 22–38.

Putnam, R. D. (2020). *Social capital and community revitalization*. Oxford University Press.

World Bank. (2023). *Uganda demographic profile 2023*. World Bank Open Data. Bergh, J. (2020). Youth participation and democratic governance: A global perspective. *Journal of Political Studies*, 48(3), 155–172.

CIRCLE. (2022). Youth political participation in 2022: New trends in engagement. Center for Information & Research on Civic Learning and Engagement. <https://circle.tufts.edu>

Cutright, M. (2021). Youth activism and political change in Africa. *African Journal of Political Science*, 16(4), 223–240.

Eze Menaka, A. (2021). Youth political exclusion and its consequences in Africa. *Development Policy Review*, 39(1), 34–50.

Human Rights Watch. (2022). *Youth rights and political participation in Uganda*.
<https://www.hrw.org/uganda-youth-rights-2022>

Kamukama, R. (2022). Socioeconomic challenges and youth political participation in Uganda. *Uganda Journal of Social Sciences*, 17(2), 110–127.

Kagoro, B. (2020). The dynamics of youth movements in Kampala. *Journal of East African Studies*, 14(1), 45–62.

Kasfir, N. (2023). Political parties and youth leadership development. *Democratization*, 30(2), 248–263.

Milner, H. (2021). Youth political engagement worldwide: Trends and challenges. *Global Governance Review*, 12(1), 99–117.

Mukasa, H., & Nsubuga, J. (2021). Student activism and civic engagement in Kampala. *African Educational Research Journal*, 9(4), 278–291.

Mwangi, W. (2019). Digital activism and youth participation in East Africa. *Information, Communication & Society*, 22(6), 800–815.

Nabukeera, M. (2023). Barriers to youth political representation in Uganda. *African Political Science Review*, 27(3), 321–340.

Nabukeera, M. (2024). Enhancing youth participation for sustainable development in Uganda. *Journal of Development Studies*, 50(1), 13–29.

Njoroge, P., & Wanjiku, L. (2021). Youth political empowerment in Kenya: Challenges and prospects. *African Journal of Governance and Development*, 11(2), 41–58.

Nagarajan, G. (2020). Youth bulge and urban development in Uganda. *African Population Studies*, 34(2), 201–219.

Omollo, A. (2020). Social media and political engagement among East African youth. *African Journal of Information Systems*, 12(3), 66–84.

Pickard, S. (2022). Youth movements and political change: A global overview. *Social Movement Studies*, 21(5), 630–647.

Sloam, J., & Henn, M. (2019). Youth participation in politics: International comparisons. *European Journal of Political Research*, 58(3), 678–694.

UBOS. (2021). *Uganda demographic and health survey report 2021*. Uganda Bureau of Statistics.

UNICEF. (2021). *The state of the world's children: Youth and political participation*. UNICEF. <https://www.unicef.org/reports/state-of-worlds-children-2021>

UNDP. (2016). Youth participation in political processes: Challenges and opportunities. United Nations Development Programme.

Thomas, E. (2020). Youth and political reform in Africa: The unfinished business. *African Affairs*, 119(475), 394–412.

United Nations Development Programme (UNDP). (2016). *Enhancing youth political participation throughout the electoral cycle: A good practice guide*.

United Nations Development Programme (UNDP). (2022). *Youth engagement and leadership programs in Uganda*.



Mount Kenya University

APPENDICES

APPENDIX I- CONSENT FORM FOR PARTICIPATION IN RESEARCH TITLE OF THE STUDY: YOUTH INVOLVEMENT IN POLITICAL SHAPING AND ITS IMPACT ON UGANDA’S SOCIOECONOMIC DEVELOPMENT: A CASE STUDY OF KAMPALA DISTRICT

INVESTIGATOR’S NAME: ADAN BASHIR MOHAMUD -MPAM/2019/51507

Dear Participant,

I invite you to participate in a research study entitled YOUTH INVOLVEMENT IN POLITICAL SHAPING AND ITS IMPACT ON UGANDA’S SOCIOECONOMIC DEVELOPMENT: A CASE STUDY OF KAMPALA DISTRICT. I am currently enrolled in the Masters OF PUBLIC ADMINISTRATION AND MANAGEMENT at Mount Kenya University and am in the process of writing my Master’s project. The purpose of this study is to investigate Youth Involvement in Political Shaping and Its Impact on Uganda’s Socioeconomic Development: A Case Study of Kampala District.

RISKS AND BENEFITS:

There are no anticipated risks associated with participating in this study. However, some participants may experience discomfort or inconvenience, for example, physical discomfort like headaches or muscle stiffness, and social discomfort, for example, Interactions with others can sometimes be uncomfortable, whether due to awkwardness, disagreement, or conflict. And etc. There are no direct benefits to you for participating in this study. However, the information gathered may contribute to the Government of Uganda, through Kampala District, in

understanding how effective youth involvement in politics can influence Uganda's Socioeconomic Development

CONFIDENTIALITY:

Your confidentiality was strictly maintained. All data collected during the study will be kept confidential and will only be accessible to the research team. Your name will not be used in any reports or publications resulting from this study.

VOLUNTARY PARTICIPATION:

Your participation in this study is completely voluntary. You are free to withdraw at any time without penalty. If you decide to withdraw, any data collected up to that point will be discarded.

CONTACT INFORMATION:

If you have any questions or concerns about the study, you may contact Investigator, **ADAN BASHIR MOHAMUD ON +252615671102 OR THE SUPERVISOR DR. KENNEDY NYARIKI ON +254724404766** If you have any questions about your rights as a participant in this research, please be in touch with the Chairman, Mount Kenya University, Ethical Review Committee, **P.O Box 342-01000, Thika.**

CONSENT:

By signing below, you indicate that you have read and understood the information provided in this consent form, that any questions you have about the study have been answered to your satisfaction, and that you voluntarily agree to participate in this research study.

Participant's signature: _____ **Date:** _____

Investigator's signature: _____ **Date:** _____

APPENDIX II: RESEARCH QUESTIONNAIRE

Dear respondent,

I, **ADAM BASHIR MOHAMUD**, am a student of Mount Kenya University pursuing a master's degree in Public Administration and Management. I am conducting the research on the *Involvement of Youths in Political Shaping of Uganda's Future Social on Economic Setup, A Case Study of Kampala District*.

The information provided in this regard will be strictly handled with confidentiality. Kindly fill in the blank spaces shown to the best of your knowledge. All information will be for research purposes only and will not be used without your permission your co-operation is highly appreciated. Please tick where appropriate.

SECTION A: BIO DATA FOR RESPONDENTS

Instruction: Please tick the most appropriate option.

1. Gender

	Gender	
1.1	Male	1
1.2	Female	2

2. Age

	Age bracket	
2.1	18-25	1
2.2	26-35	2
2.3	36-49	3

2.4	50 +	4
-----	------	---

3. Level of Education

3.1	Master's Degree	1
3.2	Degree	2
3.3	Diploma	3
3.4	Certificate	4
3.5	Others (Specify) _____	

4. Occupation

5.1	Agriculturalist/ farmer	1
5.2	Small-scale business operator	2
5.3	Teachers	3
5.4	Medical doctor/ nurse	4
5.5	Local government representative	5

SECTION B: Instruction: Please use the following scale to rate your degree of agreement or disagreement (Strongly Agree is 5, Agree is 4, Undecided is 3, Disagree is 2, and Strongly Disagree is 1)

Youth Representation in Political Parties and Its Influence on Socioeconomic Development

in Kampala District

	Statements	5	4	3	2	1
1	Youth representation refers to the active involvement, inclusion, and participation of young people in various aspects of society, particularly in the realms of politics, governance, and decision-making processes.					
2	Youth Representation means Advocating for and supporting young people's representation in government and political decision-making bodies.					
3	Youth representation in politics refers to the participation, involvement, and engagement of young people in the political process and decision-making at various levels of government.					
4	Voting Rights: One of the most basic forms of youth representation is the right to vote.					
5	Elected youth representatives bring their perspectives and experiences to the legislative process and advocate for policies that benefit their age group.					

Political Leadership Development in Political Parties and Its Influence on Socioeconomic Development in Kampala District


	Statements	5	4	3	2	1
1	Political leadership refers to the exercise of authority, influence, and decision-making within the realm of politics and government.					
2	Political leaders often hold formal positions of authority, such as presidents, prime ministers, governors, mayors, or members of legislative bodies.					
3	Political leaders are responsible for making important decisions on a wide range of issues, including economic policy, foreign affairs, public health, education, and more.					
4	Effective political leaders often articulate a vision for the future and provide a sense of direction for their government or political organization.					
5	Political leaders engage in negotiation and diplomacy to build consensus, resolve conflicts, and advance their policy agendas.					

Youth Access to Political Information and Civic Education in Political Parties and Its Influence on Socioeconomic Development in Kampala District

	Statements	5	4	3	2	1
1	Access to political information and civic education plays a critical role in shaping youth participation in governance and economic development					
2	Civic education equips youth with the knowledge and skills needed to participate in governance and contribute to socioeconomic development					
3	Ugandan youth who received civic education training were more likely to engage in entrepreneurial activities, community development projects, and policy advocacy.					
4	Empirical studies indicate that youth access to political information and civic education plays a crucial role in Uganda's socioeconomic development.					
5	Empirical research suggests that access to political information significantly influences youth political participation.					

Thank you for your response

APPENDIX III: THE DATA COLLECTION AUTHORIZATION LETTER


Mount Kenya University

DIRECTORATE OF GRADUATE STUDIES

MPAM/2019/51507

10th April, 2025

TO WHOM IT MAY CONCERN

Dear Sir/Madam,


RE: ADAN BASHIR MOHAMUD- REGISTRATION NO. MPAM/2019/51507

The purpose of this letter is to introduce the above named student who is pursuing **Master of Arts in Public Administration and Management** in the department of **Management** in the school of **Business and Economics**.

The title of the research is **"Youth Involvement in Political Shaping and its Impact on Uganda's Socioeconomic Development: A Case Study of Kampala District."** It has been cleared by the University's Ethics Review Committee (Certificate attached) and now has to proceed to the field to collect data between **April, 2025 and June, 2025.**

Any assistance accorded to the student will be highly appreciated.


Thank you.


Dr. Samira W. Karim, Ph.D.
Director, Graduate Studies
Enc.

Mount Kenya University
P.O. Box 102-31050, NAKURU
Office of the Director
Graduate Studies

Main Campus, General Kago Road, P.O. Box 102-01000 NAKURU
Tel: 020-2879 000, Cell: +254 709 135 090
Email: info@mk.ac.ke, Web: www.mk.ac.ke
Chartered and ISO 9001:2015 Certified Institution
Unlocking Infinite Possibilities

APPENDIX V: CERTIFICATE OF ETHICAL CLEARANCE


Mount Kenya University

REF: MKU/ISERC/4929
TO: ADAN BASHIR MOHAMUD
Date: 09 April 2025

REG: MPAM/2019/51507

Dear Sir/Madam,

RE: YOUTH INVOLVEMENT IN POLITICAL SHAPING AND ITS IMPACT ON UGANDA'S SOCIOECONOMIC DEVELOPMENT: A CASE STUDY OF KAMPALA DISTRICT


This is to inform you that **Mount Kenya University** has reviewed and approved your above research proposal. Your application approval number is **3651**. The approval period is **09/04/2025 - 08/04/2026**.


This approval is subject to compliance with the following requirements:

- i. Only approved documents including informed consents, study instruments, MTA will be used
- ii. All changes including amendments, deviations and violations are submitted for review and approval by **Mount Kenya University**
- iii. Death and life threatening problems and serious adverse events or unexpected adverse events whether related or unrelated to the study must be reported to **Mount Kenya University** within 72 hours of notification
- iv. Any changes, anticipated or otherwise that may increase the risks or affect the safety or welfare of study participants and others or affect the integrity of the research must be reported to **Mount Kenya University** within 72 hours.
- v. Clearance for export of biological specimens must be obtained from relevant institutions
- vi. Submission of a request for renewal of approval at least 60 days prior to expiry of the approval period. Attach a comprehensive progress report to support the renewal
- vii. Submission of an executive summary report within 90 days upon completion of the study to **Mount Kenya University**

Prior to commencing your study, you will be expected to comply with any additional requirements from the relevant authorities in the country where this study will be conducted

Yours sincerely,


Dr. Alfred Owino, PhD
Chairman, Mount Kenya University ISERC


MOUNT KENYA UNIVERSITY
ETHICS REVIEW COMMITTEE
P. O. Box 542 - 01000,
THIKA

Main Campus, General Kago Road, P.O. Box 342-01000 Thika.
Tel: +254 20 287 8000, Cell: +254 709 153 000
Email: info@mku.ac.ke, Web: www.mku.ac.ke

APPENDIX IV: SIMILARITY INDEX

YOUTH INVOLVEMENT IN POLITICAL PARTY AND ITS INFLUENCE ON SOCIOECONOMIC DEVELOPMENT: A CASE OF KAMPALA DISTRICT, UGANDA

ORIGINALITY REPORT

20%

SIMILARITY INDEX

19%

INTERNET SOURCES

7%

PUBLICATIONS

12%

STUDENT PAPERS

PRIMARY SOURCES

1	umispace.umi.ac.ug Internet Source	2%
2	pub.nkumbauniversity.ac.ug Internet Source	1%
3	erepository.uonbi.ac.ke Internet Source	1%
4	dj.univ-danubius.ro Internet Source	1%
5	www.coursehero.com Internet Source	1%
6	ir-library.ku.ac.ke Internet Source	1%

YOUTH INVOLVEMENT IN POLITICAL PARTY AND ITS INFLUENCE ON SOCIOECONOMIC DEVELOPMENT: A CASE OF KAMPALA DISTRICT, UGANDA

by Adan Bashir

Submission date: 05-July-2025 12:06PM (UTC+0300)

Submission ID: 2706797939

File name: ADAN_BASHIR_MOHAMUD-2.docx (1.24M)

Word count: 20000

Character count: 119683

Mount k

APPENDIX VII: MAP OF KAMPALA DISTRICT

