

**FACTORS ASSOCIATED WITH MALARIA OCCURRENCE IN NAROK TOWN  
WARD, NAROK COUNTY, KENYA**

**GEORGE KAHWAI WANJA**




**A THESIS SUBMITTED IN PARTIAL FULFILLMENT OF THE REQUIREMENT  
FOR THE AWARD OF MASTER OF PUBLIC HEALTH DEGREE IN  
EPIDEMIOLOGY AND DISEASE CONTROL OF  
MOUNT KENYA UNIVERSITY**

**JUNE 2023**

## DECLARATION AND APPROVAL

### DECLARATION AND APPROVAL

This thesis is my original work and has not been presented for a degree in any other University or for any other award.

Signed.....

Date.....13-6-2023

**George Kahwai Wanja**

MPH/2015/31664

We confirm that the work reported in this thesis was carried out by the candidate under our supervision

Signed.....

Date.....14-6-2023

**Prof. Eliab Seroney Some, MBChB, MPH, PhD**

School of Pharmacy and Health Sciences

United States International University-Africa

Signed.....

Date.....13-6-2023

**Prof. Ephantus Wanjohi Kabiru, PhD.**

School of Public Health and Applied Human Sciences

Kenyatta University

## DEDICATION

This research is dedicated to my Mum Leah Kahwai and my Wife Anne Kahwai, for all their support and love, May God bless them plentifully.



## ACKNOWLEDGEMENT

I would like to thank the Almighty God for good health and all His blessings during my studies.

I'm extremely indebted to my supervisors Prof. Eliab Seroney Some and Prof. Ephantus Kabiru. Your guidance and wisdom have been irreplaceable during the entire project. To all the lectures of Mount Kenya University-School of Public Health, I thank you all for your guidance and the knowledge you imparted on us.

To my *Cucu* Gladys Nduta, Mum Leah Wanja, brother Zakayo Wanja, Aunt Pauline Njeri, my friend JP Ole Meoki, thank you for your support. To my Wife Anne Kahwai, my daughters Leah Kahwai and Faith Kahwai and my sons Njuguna Kahwai and Michael Kamau. Thank you for your love, support and understanding during my studies. To all those who have contributed to the success of my study, thank you and may Almighty God bless you all.

## ABSTRACT


Despite malaria being a life threatening but preventable disease, it is the foremost cause of disease and death in Kenya; over 25 million individuals are at risk with estimated 6.7 million new clinical cases and 4,000 deaths each year. It is approximated to cause 20% of all deaths in children under the age of five. This study was aimed at identifying factors associated with malaria occurrence in Narok Town Ward, Narok County, Kenya, so as to generate evidence to be used to enhance efforts for focused malaria control in Narok Town and similar urban areas in Kenya. The data was collected by administering structured questionnaire to household heads of the 480 randomly selected households and capturing mosquitoes in 36 randomly selected households. There were 2010 inhabitants in the 480 selected household, majority of the residents were aged 1-14 (34.1%) and 25-44 (34.6%); the proportion of females was 58.8% (1182). Pregnant females were 2.9% (58/2010). The literacy rate was 93.9%. Majority of the households (79.0%) reported having a monthly income of Kshs. 20,000 and above. About 97.92 % (470/480) of the total responders recognized that malaria was spread by mosquitos. Fever, vomiting, headache and chills were reported by majority of the respondents 99.56% (478/480) as the main symptoms of malaria. 68.33% (328/480) of respondents rated malaria as an ordinary disease while 24.58% (118/480) rated malaria as a deadly disease; 86.0% (413/480) reported to have sought malaria treatment in public hospitals while 74.4% (367/480) of the responders reported purchasing drug over the counter. The study revealed 1.04% (21/2010) prevalence rate of malaria disease. The most frequent mosquito breeding site was water held in garbage 85.4% (410/480) and stagnant dirty water 81.0% (389/480). 31.7% reported to have been clearing stagnant water and 67.1% (322/480) covered water holding containers to prevent mosquito breeding. The most reported mosquito bite time was at night 100% (480/480) and morning 53.3% (246/480). 91.0% (437/480) of responders reported to have been using mosquito net in their beds. Most people 96.5% (463/480) indicated that they had learned about malaria on TV and radio advertisements. Out of the total 2257 mosquitoes that were collected, *Anopheles* mosquitoes (malaria vector) were 8.4% (190/2257), 4.7% (9/190) of anopheline mosquitoes tested positive for *Plasmodium* sporozoites. Regardless of high level of literacy, knowledge on malaria cycle, and presence of *plasmodium* infected anopheline species, a significant gaps relating to diagnosis, treatment and control was evident. There were high percentage (74.4%) of people preferring to purchase drugs without a prescription and failure by community members to carry out outdoor vector control and prevention measures. This study presents proof that point to the need by the relevant agencies to establish regular public health awareness and trainings, cultivate community based environmental hygiene, maintain regular mass LLITN distribution, regular training of health care workers and CHV and establishment of the county based mosquito surveillance and research center in order to keep track of the mosquito borne pathogens.

## TABLE OF CONTENTS

DECLARATION AND APPROVAL .....	ii
DEDICATION .....	iii
ACKNOWLEDGEMENT.....	iv
ABSTRACT.....	v
LIST OF TABLES .....	ix
LIST OF FIGURES .....	x
LIST OF PLATES .....	xi
LIST OF ABBREVIATIONS AND ACRONYMS.....	xii
<b>CHAPTER ONE: INTRODUCTION .....</b>	<b>1</b>
1.0 Introduction.....	1
1.1 Background of the Study.....	1
1.2 Statement of the Problem.....	3
1.3 Purpose of the Study .....	4
1.4 Objectives of the Study.....	4
1.5 Research Questions.....	4
1.6 Justification.....	5
1.7 Scope of the Study .....	5
1.8 Study Limitations.....	5
1.9 Delimitations.....	6
1.10 Assumptions.....	6
1.11 Operational Definition of Key Terms .....	6
<b>CHAPTER TWO: LITERATURE REVIEW .....</b>	<b>7</b>
2.1 Introduction.....	7
2.2 General Literature Review .....	7
2.3 Empirical Literature Review .....	10
2.4 Mosquito Control and Prevention Strategies .....	16
2.5 Theoretical Framework.....	17
2.6 Conceptual Framework.....	18
<b>CHAPTER THREE: MATERIALS AND METHODS .....</b>	<b>20</b>
3.1 Introduction.....	20

3.2	Research Methodology .....	20
3.3	Study Design .....	20
3.4	Study Area .....	20
3.5	Study Population .....	24
3.6	Sample size Determination .....	24
3.7	Inclusion Criteria .....	24
3.8	Exclusion Criteria .....	25
3.9	Collection of Data on Malaria cases, Basic and Social Demographic Data .....	25
3.10	Collection of Ecological Data .....	25
3.11	Mosquito Collection.....	26
3.12	Identification of <i>Plasmodium</i> Infection in <i>Anopheles</i> Mosquitoes .....	26
3.13	Testing for Validity and Reliability .....	26
3.14	Data Analysis .....	27
3.15	Ethical Consideration.....	27
<b>CHAPTER FOUR: RESULTS AND DISCUSSION .....</b>		<b>28</b>
4.1	Introduction.....	28
4.2	Coverage of Study Populations and Response Rate .....	28
4.3	Characteristic of the Respondents.....	29
4.4	Characteristics of the Mosquito Samples .....	29
4.5	Human Risk Factors Affecting Malaria Occurrence in Narok Town Ward .....	30
4.6	Prevalence of Malaria Disease in Narok Town Ward, Narok County, Kenya.....	36
4.7	Ecological Risk Factors Associated with Occurrence of Malaria in Narok Town Ward..	38
4.8	Proportion of <i>Anopheles</i> Mosquitoes Infected by <i>Plasmodium</i> Sporozoites .....	44
4.9	Discussion.....	45
<b>CHAPTER FIVE: SUMMARY, CONCLUSIONS AND RECOMMENDATIONS ...</b>		<b>51</b>
5.1	Introduction.....	51
5.2	Summary .....	51
5.3	Conclusion .....	54
5.4	Recommendations.....	55
<b>REFERENCES.....</b>		<b>57</b>
Appendix I: Consent Form (English version) .....		69

Appendix II: Consent Form (Swahili Version).....	71
Appendix III: Questionnaire .....	72
Appendix IV: Mosquito Collection Form.....	77
Appendix V: Letter to Request Clearance from the Narok County Government .....	79
Appendix VI: Letter to the Director of Education, Narok County for Clearance Request..	80
Appendix VII: Letter to Request Clearance from the Narok County Commissioner .....	81
Appendix VIII: NACOSTI Research License.....	82
Appendix IX: Mount Kenya University Ethical Clearance .....	83
Appendix X: Mount Kenya University Research Approval .....	84
Appendix XI: Clearance by the County Secretary-Narok County Government.....	85
Appendix XII: Research Authorization by the Narok County Director of Education.....	86
Appendix XIII: Research Authorization by the Narok County Commissioner .....	87
Appendix XIV: Similarity Index Report.....	88



## LIST OF TABLES

Table 4. 1: Coverage in the Study of Ecological and Human Factors .....	28
Table 4. 2: Coverage of Mosquitoes Samples Collection .....	29
Table 4. 3: Characteristics of the Respondents .....	29
Table 4. 4: Analysis of Mosquito Genus Present in Narok Town Ward.....	30
Table 4. 5: Social Demographic Characteristics of the Household Members .....	31
Table 4. 6: Monthly Income of the Households.....	32
Table 4. 7: Respondents Level of Knowledge on Malaria.....	33
Table 4. 8: Respondents Level of Knowledge on Malaria Based on Composite Score .....	34
Table 4. 9: Cross Tabulation of Demographic Characteristics and Malaria Transmission .	35
Table 4. 10: Distribution of malaria Cases Against Various Demographic Characteristics	37
Table 4. 11: Analysis of Ecological Risk Factors for Malaria in Narok Town Ward.....	38
Table 4. 12: Cross Tabulation of Ecological Factors and Risk of Malaria Transmission ...	41
Table 4. 13: Correlation of Ecological Risk Factors and Outcome Variables .....	43
Table 4. 14: Analysis of mosquito genus present in Narok Town Ward .....	44
Table 4. 15: Proportion of <i>Anopheles</i> mosquitoes infected by plasmodium sporozoites ....	45

## LIST OF FIGURES

Figure 2. 1 Epidemiological Triad .....	17
Figure 2. 2 Conceptual Framework.....	18
Figure 2. 3 Map of Kenya .....	22
Figure 3. 1 Map of Narok County.....	23
Figure 3. 2 Map of Narok Town ward .....	23



## LIST OF PLATES

Plate 1.0: Picture of stagnant water under culvert at Lenana Estate in Narok Town Ward. 40



## LIST OF ABBREVIATIONS AND ACRONYMS

CDC	Center for Disease Control
CHV	Community Health Volunteers
DF	Degree of Freedom
HLC	Human Landing Catches
KEMRI	Kenya Medical Research Institute
KNBS	Kenya National Bureau of Statistics
LLITN	Long Lasting Insecticides Treated Nets
MMU	Maasai Mara University
MOH	Ministry of Health
NACOSTI	National Council for Science, Technology and Innovation
NCG	Narok County Government
NMCP	National Malaria Control Programme
UN	United Nations
UNDP	United Nation Development Programme
WHO	World Health Organization

# CHAPTER ONE: INTRODUCTION

## 1.0 Introduction

This chapter contains information on background of the study, statement of the problem, purpose of the study, objectives of the study, research questions, justification, scope of the study, study limitations, delimitations, assumptions and operational definition of key terms. The purpose of the study was to generate evidence based information on factors associated with malaria occurrence in Narok Town Ward, Narok County, Kenya. The generated evidence will be useful to researchers and policy makers in enhancing efforts for focused malaria control in Narok Town and similar urban areas in Kenya.

## 1.1 Background of the Study

Malaria is an infectious and life threatening illness spread to humans through the bite by infected female *Anopheles* mosquitoes. Once an individual is infected with malaria, the resultant disease leads to fever, chills, nausea, sweats, muscle pain, vomiting and headache. Malaria disease may cause injury to the kidney, nervous system and liver and it can speedily lead to death if infected individual is not treated on time (CDC, 2015). Though malaria is curable and preventable, the burden is enormous. According to World Health Organization (2015), there was an approximated 215 million fresh malaria infections among 3.3 billion people at risk in 2015 which led to 439, 000 malaria deaths globally. 90% of these fatalities occurred in Africa, trailed by the South-East Asia 7% and the Eastern Mediterranean Region 2%. In Kenya, Malaria is the foremost cause of sickness and deaths; 25 million persons are at risk and estimated 6.7 million fresh infections and 4,000 deaths occur each year (CDC, 2015); According to Kenya Medical Research Institute (2016), Malaria is responsible for 30% to 50% of total outpatient appearances and 20% of all admittances to medical health facilities in Kenya and it is approximated to cause 20% of total demises in children under the age of five years.

According to the National Malaria Control Programme of Kenya (NMCP, 2016), Kenya is divided into four malaria epidemiological areas. They comprise: Endemic zones: Where malaria is regularly present in these areas mainly found around Lake Victoria in Nyanza and

western Kenya and in the coast zones. Favourable temperatures, rainfall and moisture are the causes of regular spread of malaria as they provide suitable ground for mosquito breeding. Periodic transmission regions: These regions are found in the dry and semi-arid parts of northern and south-eastern part of Kenya, these areas encounter short phases of high malaria transmission during the rainy seasons. Epidemic regions, these are areas around Western uplands of Kenya where malaria transmission is seasonal, with significant difference from year to year. High transmission rate occurs during the rainy season when lowest temperatures increases to 18 °C. Low risk zones: These are areas within uplands of Central and Nairobi counties. Some regions such as Nakuru and Nyeri do not experience any malaria transmission risks. Narok county is as low malaria risk zone but increased movement of people from high malaria risk areas such as Nyanza regions to the Narok County has led to rise of malaria infected persons in the recent years (MOH, 2021).

The occurrence of malaria disease consists of *Plasmodium* species (agent), a susceptible human (host) and an environment that gets the host and agent together. Presence of female *Anopheles* mosquitoes, mosquito breeding sites, favorable temperature, moisture and socioeconomic factors such as crowding, sanitation, and the availability of health services influence occurrence and distribution of malaria in a population (CDC, 2023).

Not all species of mosquitoes are responsible for the transmission of malaria. Only female mosquitoes of some subgenera in the genus *Anopheles* are known to be host of *Plasmodium* species, which are; *P. falciparum*, *P. vivax*, *P. malariae*, and *P. ovale*. Some studies on *Plasmodium* vectors have been done in some regions in western Kenya (Minakawa *et al.*, 2002) as well as other malaria prone regions such as Baringo, Kilifi, Rabai and North Eastern (Lutomiah *et al.*, 2013). Currently, there is no documented research on the extent of entomological, ecological and human risk factors associated with malaria occurrence in Narok Town Ward, Narok County, Kenya. This study was aimed at generating evidence that would be useful to researchers and policy makers in enhancing efforts for focused malaria control in Narok Town and similar urban areas in Kenya.

## 1.2 Statement of the Problem

Narok town is a transit centre for persons moving between Nairobi and Maasai Mara, Trans Mara, Bomet, Kisii and Migori Counties; Movement of people may lead to transfer of malaria to and from Narok town through movement of infected individuals or infective vectors from malaria endemic zones of Nyanza thereby causing a serious threat to the people and businesses. Malaria can be a threat to the economy of Narok as it mainly depends on tourism and pastoralism; fear of being infected with malaria may discourage tourism, this leads to low bed occupancy at hotels and other tourist facilities thus threatening the Narok County's leading source of revenue (Sabot *et al.* 2010; Hanafi *et al.* 2011).

Narok town ward has no adequate piped sewerage systems and is prone to frequent flooding and stagnant waters which provides suitable breeding grounds for mosquitoes. Due to poverty, many people have a habit of self-treatment with cheap and locally available herbs (Oliver *et al.* 2009); Most people in Narok are from Maasai community and they traditionally wear little clothing and reside in poorly constructed mud houses which are surrounded by mosquito breeding sites such as garbage and stagnant waters which increases the risk of contracting malaria (Fana *et al.*, 2015; Somi *et al.* 2007).

According to Kenya Ministry of Health, Narok County had 15,807 malaria cases (per 100,000 people) and malaria test positivity rate of 17%, close to the national average of 22.6%. Malaria is the fifth killer disease in the County after diarrhea, pneumonia, HIV/AIDS and tuberculosis. The most affected areas were Ongata Barakoi, Ngararu and Transmara West Sub County (MOH, 2020).

Currently, there is no documented evidence on the extent of entomological, ecological and human risk factors associated with malaria occurrence in Narok Town Ward, Narok County, Kenya. It is therefore imperative to carry out this study with a view of generating evidence to be used to enhance efforts for focused malaria control in Narok Town ward and similar urban areas in Kenya.

### **1.3 Purpose of the Study**

This research will supplement to the understanding on Entomological, Ecological and Human risk factors associated with occurrence of malaria in Narok Town Ward, Narok County, Kenya. The extent of risk of the respective variables will be established in order to generate evidence to be utilized to enhance efforts for focused malaria control interventions in Narok Town Ward and similar urban areas in Kenya.

### **1.4 Objectives of the Study**

#### **1.4.1 Major Objective**

To identify factors associated with Malaria occurrence in Narok Town Ward, Narok County, Kenya.

#### **1.4.2 Specific Objectives**

- (i) To establish human risks factors affecting the occurrence of malaria disease in Narok Town Ward, Narok County, Kenya.
- (ii) To establish the prevalence of malaria disease in Narok Town Ward, Narok County, Kenya.
- (iii) To establish the ecological risk factors associated with occurrence of malaria disease in Narok Town Ward, Narok County, Kenya.
- (iv) To establish the proportion of *Anopheles* mosquitoes infected by *plasmodium* sporozoites in Narok Town Ward, Narok County, Kenya.

### **1.5 Research Questions**

- (i) What are human risk factors affecting the occurrence of malaria disease in Narok Town Ward, Narok County, Kenya?
- (ii) What is the prevalence of malaria disease in Narok Town Ward, Narok County, Kenya?
- (iii) What are the ecological risk factors associated occurrence of malaria disease in Narok Town Ward, Narok County, Kenya?

- (iv) What is the proportion of *Anopheles* mosquitoes infected by *plasmodium* sporozoites in Narok Town Ward, Narok County, Kenya?

## **1.6 Justification**

Although Malaria is the fifth killer disease in the Narok County after diarrhea, pneumonia, HIV/AIDS and tuberculosis, there is no documented evidence on entomological, ecological and human risk factors that influences malaria occurrence in Narok Town Ward, Narok County, Kenya. This study will generate evidence based information on entomological, ecological and human risk factors associated with malaria occurrence in Narok Town Ward. This evidence will be useful to researchers and policy makers in enhancing efforts for focused malaria control in Narok Town ward and similar urban areas in Kenya.

## **1.7 Scope of the Study**

This research was done by collecting ecological and human demographic data using a structured questionnaire in the 480 randomly selected households and by capturing mosquito samples in 36 households. Mosquitoes were later classified and testing of *Plasmodium* sporozoites in *Anopheles* mosquitoes was done. The collected data was later analyzed to establish the entomological, ecological and human factors associated with Malaria occurrence in Narok Town Ward, Narok County, Kenya. The data was collected in the following villages within the Narok Town Ward: Olpopong', Narok Town center, Majengo, London, Lenana and Total (Areas around Maasai Mara University). The data and samples were collected during the month of January and February 2020.

## **1.8 Study Limitations**

Although malaria occurrence was present throughout the country. The study outcome only gives a representation of Narok County. The study relied on information provided by the household heads in a structured questionnaire. Some respondents were not comfortable in giving out some information correctly especially age, pregnancy status and level of education. Variation in weather condition especially absence of rainfall during the month of January and February 2020 could have affected the study outcomes particularly on the population of mosquitoes.

## **1.9 Delimitations**

This study focused on people residing in Narok Town Ward because this town had all socioeconomic classes of the population in Narok County. Random sampling was applied to give opportunity to any household irrespective of the socio-economic status of the residents. To guarantee the accuracy of collected information, questionnaires were administered in the evening as from 7.00 PM to 12.00 midnight to ensure that household heads were already in their homes, where there was no household head or a representative adult, the next household was chosen or a notice given for a research assistant to visit the household in the following evening. Mosquitoes were also collected at night as from 7.00 PM to 12.00 midnight, this enabled to capture as many mosquitoes as possible considering that most mosquitoes are usually more active at night than during the day.

## **1.10 Assumptions**

Assumptions to this study was that household heads would provide accurate information that would be beyond any questionable doubt. That there was occurrence of malaria in Narok town ward and data collected would provide a standard reference for further studies to be done on same or similar topic.

## **1.11 Operational Definition of Key Terms**

**Entomology:** Study of insects.

**Ecology:** Study of organisms and how they interact with environment around them.

**Human factors:** Basic demographic factors of a human in relation to malaria occurrence and transmission

**Household:** A housing unit comprising of a one nuclear or extended family.

**Household head:** The person who leads the household

## CHAPTER TWO: LITERATURE REVIEW

### 2.1 Introduction

This chapter contains information on general literature review, empirical literature review, theoretical framework and conceptual framework. The purpose of the study is to generate evidence based data on entomological, ecological and human risk factors associated with malaria occurrence in Narok Town Ward, Narok County, Kenya. The generated evidence will be useful to researchers and policy makers in enhancing efforts for focused malaria control in Narok Town and similar urban areas in Kenya.

### 2.2 General Literature Review

#### 2.2.1 Mosquito Genera of Public Health Importance

The main mosquitoes responsible for spreading diseases to humans belong to four genres, namely: *Anopheles*, *Aedes*, *Culex* and *Mansonia* (CDC, 2023)

*Aedes* includes about 950 species characteristically recognized by dark and white body color, they prefer reproducing in exposed water vessels, and they like feeding during the day particularly morning and evening (Bravo *et al.*, 2014). *Aedes* are main carriers of arboviruses, for instance, *Aedes aegypti* and *A. albopictus* of African and Asian origins respectively, are internationally recognized for their aggressive characteristic and responsibility in spreading pathogens that cause yellow fever, dengue fever, chikungunya and zika viruses among other diseases of medical importance (Kraemer *et al.*, 2015).

*Anopheles* encompasses mosquito species generally recognized by elongated palps, dark-brown body coloring, distinct black and white scales placed at the wings and a specific resting position (stomach area pointing upwards) (CDC, 2015) Over 460 anopheline species have been documented, about 7% are known to spread *Plasmodium* parasites (Harbach, 2007). The chief vectors of malaria parasites include *Anopheles gambiae*, *Anopheles arabiensis*, *Anopheles funestus* and *Anopheles nili* (Scott *et al.*, 2015).

*Culex* encompasses about one thousand species with a fairly feeble flying behavior and normally present in all geographical zones stretching from the tropics to cool temperate areas

(Ciota *et al.*, 2013). They are usually known as common house mosquitoes due to their tendency to stay near human houses. They have high preference on blood food from birds that feed at morning and evening and are worldwide identified as vectors of human, birds, and animal pathogens such as lymphatic filariasis (Burkett *et al.*, 2014).

The *Mansonia* mosquito species are usually recognized by having a big body size and uneven wing scale structure with shiny on their wing veins and appendages. They display some similarity with *Culex* and *Aedes*, mosquito but the easiness of their tarsal claws in structure and a truncated abdomen in females make the different (Harbach, 2008). *Mansonia* usually breed in stagnant waters with water foliage where larvae can burrow into the decaying florals at the foot or hold on growing aquatic plants roots (Islam *et al.*, 2011). They are known vectors of lymphatic filariasis, Rift valley fever and Zika virus amongst additional illnesses (Epelboin *et al.* 2017).

### **2.2.2 Malaria Vectors**

Malaria is spread to human by female *Anopheles* mosquitoes which are cyclical hosts of *P. falciparum*, *P. vivax*, *P. malariae*, *P. ovale* and *P. Knowlesi*. Malaria vectors that are generally found in Kenya include: *Anopheles gambiae s.s.*, *An. arabiensis* and *An. merus*. *Anopheles gambiae s.s.* is adapted to cool and moisturized areas; it is highly plentiful in raining periods. *Anopheles arabiensis* is adjusted to dry regions. It increases during the dry periods since it like reproducing in long-lasting stagnant water. *Anopheles merus* reproduce in saline environment and is largely present on the coastline areas adjacent to the Indian Ocean ((Burkett *et al.*, 2014).

### **2.2.3 Life Cycle of Mosquitoes**

Knowing all the life stages of mosquitoes helps an individual to control and prevent mosquitoes around their homes, this is done by choosing the most effective and efficient preventive and eradication method that is suitable for each stage of the life cycle (Kraemer *et al.*, 2015). Similar to all other insects, mosquito species undergo through the four discrete phases through their growth cycle: the female lays eggs near stagnant water, the eggs have adhesive substance that enable them to stick to the surfaces until when they hatch into larvae upon being submerged in water, the eggs are resistant to tough weather conditions such as

sunlight and drying, they achieve this by remaining in dormant state for few days to several months awaiting favorable condition for hatching (Bravo *et al.*, 2014).

When the larvae develop from mosquito egg it feeds on microorganisms in the water and molt three time to become a pupa; Pupae then develops to become an adult flying mosquito that emerges from the pupal skin and leaves the water. After adult mosquitoes develop: male mosquitoes depend on nectar from flowers for food while female mosquitoes feed on humans and other mammals blood in order to be able to lay eggs. After feeding, female mosquitoes lay eggs near stagnant water. The first three stages of mosquito that is eggs, larvae and pupae occurs in water, but the adult is an active flying insect (Islam *et al.*, 2011). When the adult female mosquito obtains a blood by sucking humans and other mammals it lays the eggs directly on or near water, soil and at the base of some plants in wet places that may fill with water. The eggs incubation period depends on water temperature, food and species of mosquito. The life cycle usually occurs in two weeks, but depending on prevailing temperature, rainfall and relative humidity, it can happen in a period of four days to 30 days (MOH, 2021; CDC, 2017).

#### **2.2.4 Life Cycle of *Plasmodium* Parasite**

The *Plasmodium* parasite lifecycle cycle occurs in mosquito and human hosts, when the *Plasmodium* infected female *Anopheles* Mosquito sucks blood from human, it injects sporozoites to the human blood stream. Injected malaria parasite invades the liver cells and develop into schizonts which break and discharges merozoites. Some malaria parasite such as in *P. vivax* and *P. ovale* may develop into a latent state called hypnozoites which is capable of staying in the liver if an individual is not treated or as a result of under dose treatment and cause relapses of malaria by infecting the red bold cells again after weeks, or even years in future (Françoise *et al.*, 2015).

After replication in the liver, the merozoites infects the red blood cells where it undergoes asexual multiplication to form the ring stage trophozoites which matures into schizonts. Shizonts later bursts to release additional merozoites. Some parasites differentiate into sexual erythrocytic stages (micro and macro gametocyte). Blood stage *Plasmodium* parasite are responsible for the clinical symptoms of the malaria disease. As the female

*Anopheles* mosquito sucks blood from humans, it ingests the male and female gametocytes. While in the gut of mosquito, the male gamete fuse with the female gamete to form a zygote. The zygote develops to motile and elongated ookinete which migrate into the midgut wall of the mosquito where they develop into oocysts. The oocysts mature and rupture to release sporozoites, the sporozoites then moves to the mosquito's salivary glands. As the mosquito sucks blood in human, they inject sporozoites into the human host and continues the malaria life cycle (CDC, 2017).

## **2.3 Empirical Literature Review**

### **2.3.1 Human Risk Factors Affecting the Occurrence of Malaria**

#### **2.3.1.1 Biological Characteristics**

Biological characteristics like sickle cell trait have been proven to protect individuals against *P. falciparum* malaria (Gilles *et al.*, 2018). People with negative Duffy blood group are able to resist from being infected by *P. vivax*. For example, *P. vivax* is uncommon in Africa south of the Sahara, mainly West Africa because most Africans are Duffy negative (Françoise *et al.*, 2015; Miller *et al.*, 1976).

#### **2.3.1.2 Acquired Immunity**

Developed disease immunity by human beings may influence the rate of infectious disease spreads within a population. People who have suffered repeated malaria infection tend to develop partial defensive immunity. When such get infected with malaria parasites they are not likely to develop severe illness and some time they fail to develop noticeable malaria symptoms. Regions in Africa with high rate of *P. Falciparum* have their newborns protected at early months after birth due to maternal antibodies transferred to them during pregnancy (Modiano *et al.*, 1998).

#### **2.3.1.3 Pregnancy**

People who have been infected by malaria disease repeatedly throughout their lifetimes may develop moderate resistance for symptomatic or deadly malaria. But due to the variations in the expectant mother's immune systems during gestation period and the occurrence of extra

organ (the placenta) that provide additional spaces for infectious agent to infect, expectant mothers tend to lose some of their resistance to malaria infection (David, 2010). Malaria disease during pregnancy leads to increased dangerous effects on both mother and fetus, including anemia, fetal death, premature birth, retardation of intrauterine development, and delivery of underweight infants (Agomo *et al.*, 2009).

#### **2.3.1.4 Compromised Immune System**

People who have compromised immune system such as HIV and AIDS, diabetes and cancer patients are more likely to have adverse effects of malaria infections (Edwards *et al.*, 2019). HIV leads to high risk of clinical and strong infection and vice versa. Most people suffering from cancer and HIV are not able to engage laborious income generating activities thus end suffering from lack essential basic needs including inability to provide quality health care services and diet for themselves and their families (Abu-Raddad *et al.*, 2006).

#### **2.3.1.5 Gender**

Gender customs and standards impact separation of work, recreation undertakings, and sleeping schedules. This leads to dissimilar forms of contact to mosquitoes for men and women (Lampietti *et al.*, 2000). Gender dimensions' influence accessibility to management and malaria medication, as well as preventative measures, resource provision and financial authority within households (WHO, 2021). Persons belonging to one family usually suffer due to poverty in different ways, subject on influences like sex, age and marriage status. In most African communities, females are mainly underprivileged. The UNDP approximates that women constitute 70% of poor people in the world. In addition, females lag after males in most social and economic pointer of welfare thus making them more vulnerable to attack by infectious diseases (Allison *et al.*, 2020).

#### **2.3.1.6 Education**

Lack of education leads to inadequate information on infectious diseases to the affected individual, education level affects the person's perception and sensitivity to the disease, this is a significant aspect for shaping the individual's acceptance of utilizing available disease control and prevention tools (WHO, 2021). Educated Individuals are able to secure better paying jobs that provides better employment terms such as medical cover, housing, annual

leave and retirement benefit. Contrary, people with lower education are more likely to work in high-risk jobs with limited or no health benefits (Baum *et al.*, 2013). Better paying job result to higher income which has a major effect on health of workers. Persons earning better salary can comfortably buy nutritive foods, have the funds for medical care needs, transportation and education for their children and also get time to work out regularly. In addition, the job uncertainty, small salary, and absence of resources linked to low education can cause people and children to become more susceptible to social and economic suffering during tough economic period which can lead to low quality diet, poorly constructed houses, and unattainable medical bills thus predisposing them to higher risk of acquiring and transmitting infectious diseases (Montez *et al.*, 2014).

#### **2.3.1.7 Age**

There are constant disparities in distribution of malaria disease and the age of persons infected. Children below 5 years are the most affected during the season of high rate of malaria transmission, Young children especially those with limited parental care such as orphans and from poor families are also heavily affected by malaria disease (Modiano *et al.*, 1998). While most elderly people have good health and body functionality in old age, the process of ageing leads to an increase in chances of the body losing strength and immunity. Age is one of the leading determining factor of good health and wellbeing of an individual. Old individuals above 65 years have higher medical care requirements than people of young age groups but most older people face most difficulties in accessing suitable, inexpensive and quality health care services (WHO, 2021). Biological changes induced by old age plus accrued results of the person's exposure to induced risks, such as alcoholism, smoking, poor nutrition and social variations such as loneliness and death of close relatives and friends' affects individual health thus making older people more vulnerable to both communicable and non-communicable diseases (UN, 2015).

#### **2.3.1.8 Social and Economic Activity**

Social and economic activities affect human behavior which in turn affects the rate of disease spread. Low income earners in malaria-endemic cannot afford good houses, clothes and treated mosquito nets to protect them against mosquitoes. Inadequate resources to enable

early malaria detection and timely treatment increases the risk of transmission (KEMRI, 2015). Poverty and cultural beliefs result in use of traditional herbs which most cases are ineffective; Breeding sites created by humans such as ditches and clogged water gutters causes increase of mosquito population; human activities such security provision by night guards, pastoralism and trade increases contact with mosquitoes; keeping livestock near homes offer alternative source of blood meals for *Anopheles* mosquitoes thus reduce risk of transmission; other activities such as night trade and migration may expose persons to an area with high risk of spreading malaria.

### **2.3.1.9 Human Behavior**

Human behavior is usually dictated by social economic influences, person's behaviors lead to a rise in the risk of acquiring infectious disease such as malaria by individuals and communities. For example, some people are often reluctant to adopt to governments malaria control strategies such as use of LLITN due to their cultural beliefs, some claim that it leads to headache while others claim that it causes bad dreams thus exposing themselves to mosquito bites (WHO, 2021; Barnett *et al.*, 2006). Most people such as Maasai and Turkana communities wear little clothing and reside in poorly constructed mud houses which are surrounded by mosquito breeding sites such as garbage and stagnant waters, this increases the risk of contracting malaria due to unrestricted exposure (Somi *et al.* 2007). Risky behaviors such as alcoholism, smoking and other drug abuses impacts on an individual's health and immunity and may make someone vulnerable to acquiring an infectious disease.

### **2.3.2 Malaria Disease**

#### **2.3.2.1 Prevalence of Malaria**

According to World Health Organization (2015), there has been an increase in trend of malaria occurrence in world. Globally there was an approximated 215 million fresh malaria infections among 3.3 billion people at risk in 2015 which led to 439, 000 malaria deaths globally. 90% of these fatalities happened in Africa, trailed by the South-East Asia 7% and the Eastern Mediterranean Region 2%. In Kenya, Malaria is the foremost source of disease and deaths; 25 million persons are at risk and estimated 6.7 million fresh infections and 4,000 deaths occur each year (CDC, 2015). Malaria accounts for 30% to 50% of total outpatient

appearance and 20% of all admittances to medical amenities (KEMRI, 2015). Infection by malaria is approximated to cause 20% of total demises in children below five years of age, pregnant women and children under 5 years remain the utmost affected (MOH, 2006).

### **2.3.2.2 Diagnosis and Treatment of Malaria**

It is necessary to diagnose and treat malaria quickly using the Ministry of Health approved antimalarial drugs in order to stop the disease from progressing to critical condition and to stop further spread of the disease in the community. Malaria medical indications are similar to symptoms of many other diseases, it is therefore important to carry out laboratory confirmation either by microscopy or rapid diagnostic tests in order to make a definitive diagnosis and avoid miss use of antimalarial drugs (MOH, 2021).

### **2.3.3 Ecological risk factors associated with occurrence of malaria**

Ecological risk factors are features related to the relationship between a living organisms to one another and to their physical surrounding.

#### **2.3.3.1 Availability of Breeding Sites**

Availability of stagnant water held in containers, unused tires, neglected pools, blocked rain troughs, tree crevices and in garbage, in catch basins in urban areas and in septic leakage and other waste water sources provide breeding site for mosquitoes. Garbage and rainfall leads to rise in availability of stagnant waters and bushes which provide suitable breeding sites for mosquitoes (Hay *et al.*, 2002). Quality of water affects mosquito population as some species prefer clean while others prefer dirty water (Rapuoda *et al.*, 1996). For example, *An. gambiae* (*s.l.*) reproduce in small, exposed, sun-drenched, fresh aquatic sites, *An. funestus* usually reproduce in a water environment that has plants like swamps and rice fields. *Culex quinquefasciatus* reproduce in contaminated water environments like pit latrines, soak pits, drains and exposed sewerage and waste structures (Imam *et al.*, 2014).

#### **2.3.3.2 Temperature**

Research has shown that changes in environmental condition affects the distribution and population of mosquitoes. The effect of temperature on saprogenic duration and mosquito survival is important in hastening malaria transmission. When temperature is less than 18°C,

transmission decline due to presence of limited mature mosquitoes which endure the 56 days necessary for sporogonic phase and reduced mosquito population due to prolonged larval period. Extrinsic cycle cannot be completed below a temperature of 15°C for *Plasmodium vivax* and 20°C for *P. falciparum* thus under such environmental condition malaria will not be transmitted (Haddaw, 1943). This elucidates why malaria spread is high in warm areas of the world.

#### **2.3.3.3 Rainfall**

Increase in rainfall leads to increase stagnant waters and clogging of drainage pipes and tunnels, this provide adequate ground for mosquito breeding thus leading to increase in mosquito populations. In Periodic transmission areas that are found in the dry and semi-arid parts of northern and south-eastern part of Kenya usually encounter short phases of high malaria transmission during the rainy seasons.

#### **2.3.3.4 Distance from the Breeding Site**

Distance from breeding sites affects the strengths of risk, short distance from the breeding site to homes leads to higher exposure to mosquito vector while long distance lead to decline in the risk of exposure to mosquito bite (Clarke *et al.*, 2002).

#### **2.3.3.5 Overcrowding**

Research has proven that overcrowding increases the threat of malaria since mosquitoes tend to be lured by increased accumulation of carbon dioxide and other substances in overcrowded households (Alton *et al.*, 2004). Poor build mud and grass homes allow mosquitoes to enter much easily than properly build houses with lockable doors and glass windows, thus leads to high mosquito interaction (Lindsay, 2003). Overcrowding also result to increase in waste accumulation, clogging of drainage tunnels and septic tanks therefor increasing mosquito breeding sites near residential homes (Nyarko *et al.*, 2014).

#### **2.3.3.6 Lack of Control and Prevention Measures**

Lack of consistent and suitable control and prevention methods both by specific houses and at communal level increases the risk of malaria epidemic (Bravo *et al.*, 2011). Deterrent methods like use of ITN, clearing of bushes, removing stagnant waters in drainage tunnels,

swamps and containers, timely identification and treatment of infected individual and spraying with long lasting sprays have been proven to be strongly effective in reducing spread of malaria in many regions (Reddy *et al.*, 2011).

#### **2.3.4 Anopheles Mosquitoes Infected by Plasmodium Sporozoites**

*Plasmodium* parasites take the help of the obligate blood feeding behavior of the mosquito to enter their human host. Development of the *plasmodium* in the mosquito is influenced by presence of favorable temperature and humidity. As the female *Anopheles* mosquito sucks blood from humans, it ingests the male and female gametocytes. The male gamete fuse with the female gamete to form a zygote in the mosquito gut. The zygote develops to motile and elongated ookinete which migrate into the midgut wall of the mosquito where they develop into oocysts. The oocysts mature and rupture to release sporozoites which moves mosquito's salivary glands. As the mosquito sucks blood in human, they inject sporozoites into the human host and continues the malaria life cycle (CDC, 2017). Mosquitoes infection by *Plasmodium* is different to that human as they do not suffer noticeably from the infection (CDC, 2015) Commonly found mosquito vectors in Kenya include: *Anopheles gambiae s.s.*, *An. arabiensis* and *An. merus*. *Anopheles gambiae s.s* (Minakawa *et al.*, 2002).

#### **2.4 Mosquito Control and Prevention Strategies**

Most mosquitoes are harmful as they spread deadly pathogens not only to humans but also to other wild and domestic animals. Several methods are used to kill mosquito larvae and adults while other methods are used to prevent breeding and prevent human from being exposed to adult mosquitoes.

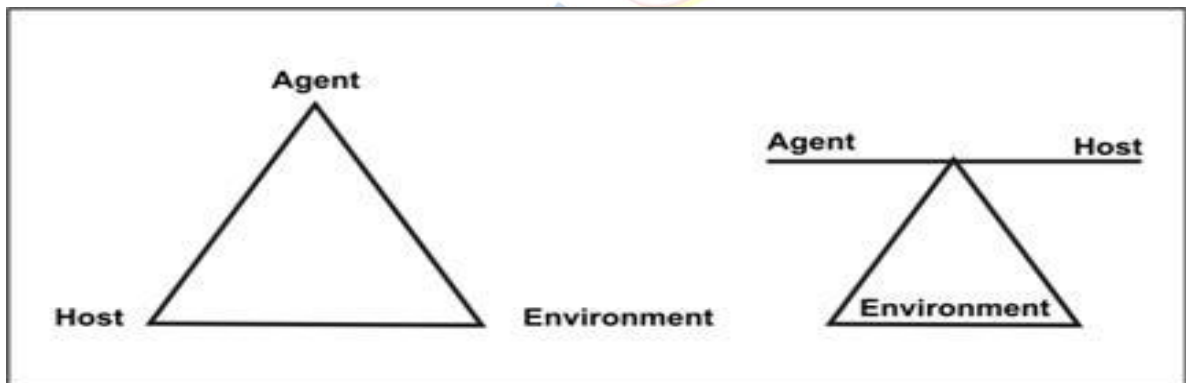
These includes: Use of larvicides- A larvicides is a type of insecticide used to control mosquitoes indoors and outdoors around residential homes, a larvicides can be chemical or biological based; use of adulticides- this are insecticides used to kill adult mosquitoes, they can be long lasting sprays that keep killing mosquitoes when they get into contact; eradication of breeding sites- regular clearing of bushes and removing stagnant water in tunnels, gutters, dust bins other containers helps to prevent mosquito breeding near residential homes, covering water tanks, septic tanks and pit latrines also prevent mosquito breeding; Use of

Long Lasting Insecticide Treated Nets (LLITN)- use of mosquito net in beds help to prevent mosquito contact with human while in beds (MOH, 2021; Chanda *et al.*, 2011).

## 2.5 Theoretical Framework

### 2.5.1 Descriptive Epidemiologic Triad

The epidemiologic triad for malaria disease consists of plasmodium species (agent), a susceptible human (host) and an environment that gets the host and agent together. The risk of malaria disease depends on the contact between the agent and the susceptible host in an environment that facilitate transmission (Ferguson *et al.*, 2010). As shown in the figure 2.1 below, presence of female *anopheles* mosquitoes, mosquito breeding sites, favorable temperature and moisture and socioeconomic factors such as crowding, sanitation, and the availability of health services influence occurrence and distribution of malaria in a population. These factors were studied with a view to recommending appropriate measures to reduce malaria transmission and prevalence in Narok Town ward, Narok County (CDC, 2015).



**Figure 2. 1 Epidemiological Triad**

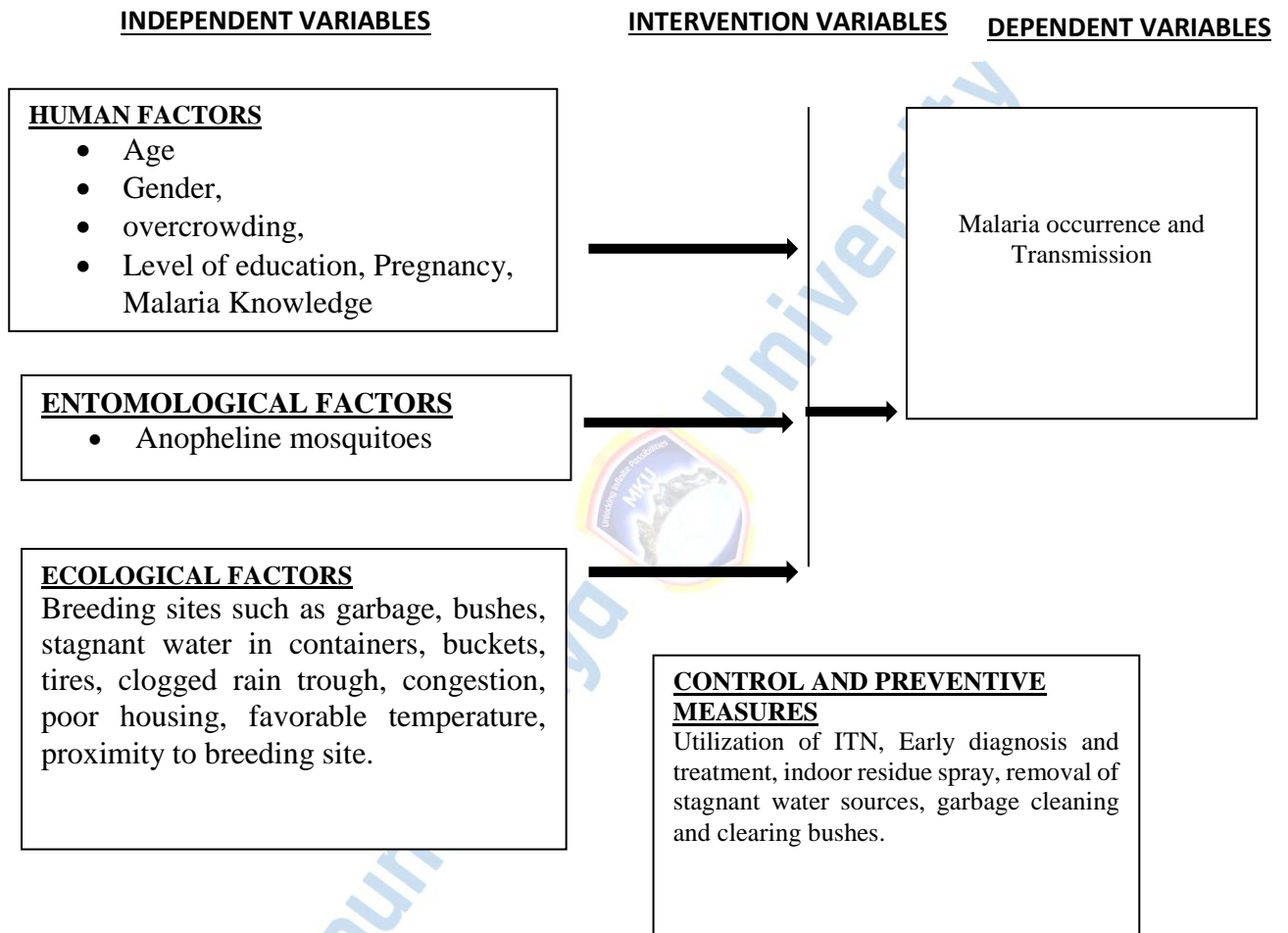
Source: CDC, 2015

### 2.5.2 Analytic Epidemiologic Triad

The interaction between the host exposure to the plasmodium parasite and mosquito vector affects the occurrence of malaria disease. Malaria disease result from the interaction between the agent and susceptible humans in an environment that support transmission of the

*Plasmodium* parasite from the source to the host. The risk of malaria disease depends on the contact between the agent and the susceptible host in an environment that facilitate transmission.

## 2.6 Conceptual Framework



**Figure 2. 2 Conceptual Framework**

Source: Researcher, 2021

## 2.7 Summary of the Literature Review

Malaria is an often fatal disease that is spread to peoples by the bite of disease-ridden female *Anopheles* mosquito. Malaria is transmitted to human by female *Anopheles* mosquitoes which are cyclical hosts of *P. falciparum*, *P. vivax*, *P. malariae*, *P. ovale* and *P. Knowlesi*.

The main mosquitoes responsible for spreading diseases to humans belong to four genres, namely: *Anopheles*, *Aedes*, *Culex* and *Mansonia*. Malaria vectors that are generally found in Kenya include: *Anopheles gambiae s.s.*, *An. arabiensis* and *An. merus*.

Mosquito life cycle involve the following stages; egg, larvae, pupa and adult fly. Understanding those different phases of the mosquitoes enables an individual to prevent and control mosquitoes in their homes by choosing the right preventive and eradication method that is suitable for each stage of the life cycle.

The human risk factors affecting the occurrence of malaria includes: Biological characteristics like sickle cell trait, Acquired Immunity, pregnancy, compromised immune system as a result of other diseases such as HIV and AIDS and cancer, Gender, Education level, Age and Social economic activity.

Ecological risk factors associated with occurrence of malaria includes: Availability of breeding sites, favorable temperature, rainfall, distance from the breeding site, overcrowding, absence of control and prevention measures.

The epidemiology of malaria disease consists of plasmodium species (agent), a susceptible human (host) and an environment that gets the host and agent together. The risk of malaria disease depends on the contact between the agent and the susceptible host in an environment that facilitate transmission. These risk factors were studied with a view to generate evidence based information for use to enhance appropriate measures to reduce malaria transmission and prevalence in Narok Town ward and similar urban centers in Kenya.

## CHAPTER THREE: MATERIALS AND METHODS

### 3.1 Introduction

This chapter describes the research methodology, study design, sample size determination, inclusion criteria, exclusion criteria, data collection, mosquito capture, testing of sporozoites, testing of validity and reliability, data analysis and ethical considerations. The purpose of the study is to generate evidence based information to be used to enhance efforts for focused malaria control in Narok Town and similar urban areas in Kenya.

### 3.2 Research Methodology

Field study method was embraced to gather the needed data relative to the established independent, intervening and dependent variables. This study confined its context to entomological, ecological and human risks factors associated with malaria occurrence in Narok Town ward, Narok County, Kenya. Mosquito samples were collected and identified morphologically using taxonomic keys (Harbach, 2007), *Anopheles* mosquitoes were tested for *Plasmodium* sporozoites by microscopy method. Structured questionnaire was used in the collection of established variables in relation to ecological and human risk factors for malaria transmission.

### 3.3 Study Design

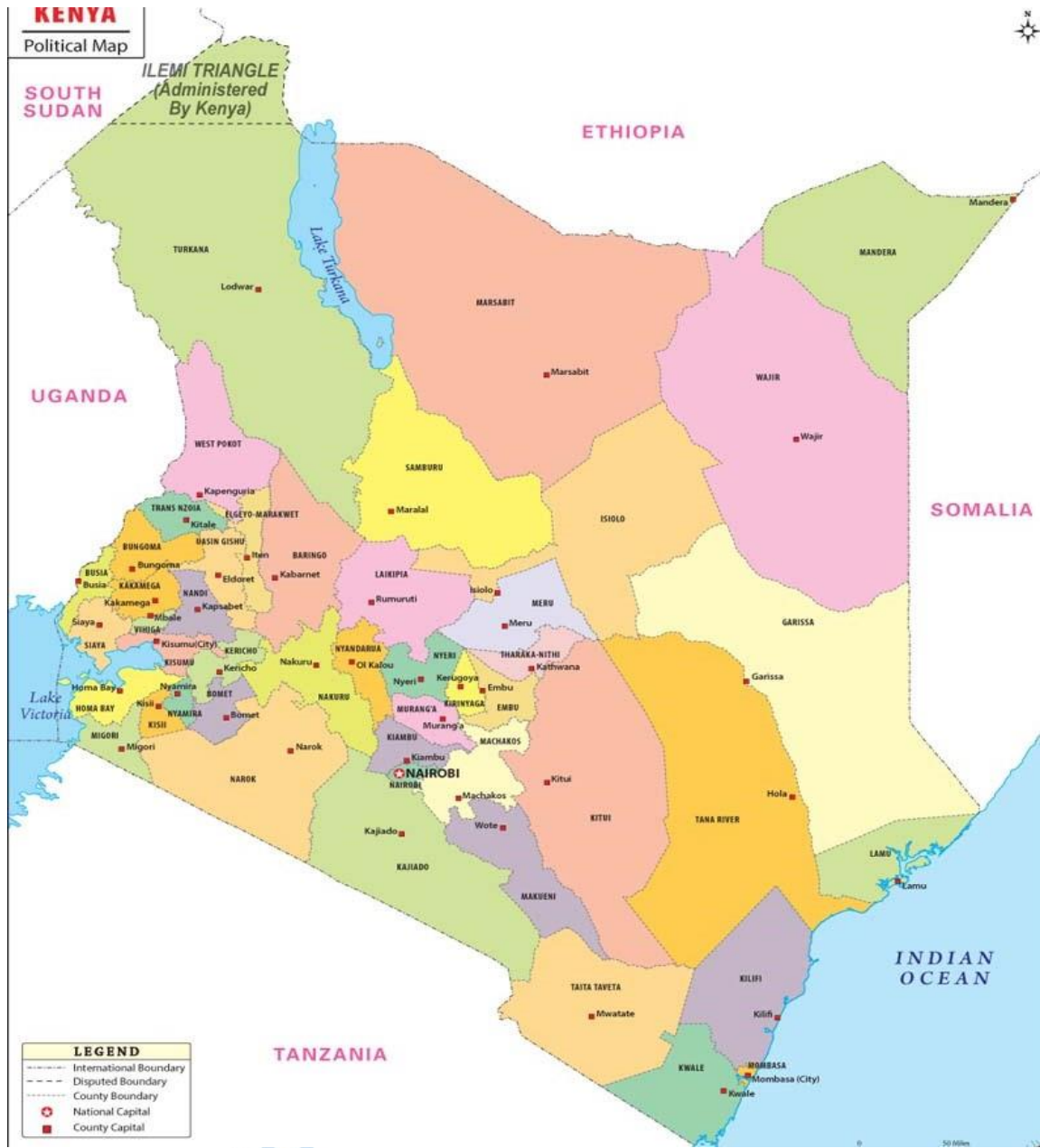
This study embraced a cross sectional and analytical study design. This is because it would provide a picture of human risk factors affecting the occurrence of malaria, prevalence of malaria disease, ecological risk factors for malaria disease and proportions *Anopheles* mosquitoes infected by plasmodium sporozoites in Narok Town ward, Narok County, Kenya.

### 3.4 Study Area

The study was conducted in Narok Town Ward, Narok North Constituency, Narok County, Kenya. Narok town lies between Coordinates: 01°05'S 35°52'E. It was recently conferred the status of municipality having attained a population of 250,000 (KNBS, 2019) and met other requirement as set out in Urban Areas and Cities Act, 2019. Narok town is home to the Maasai Mara University, Narok County Referral Hospital and several other public and

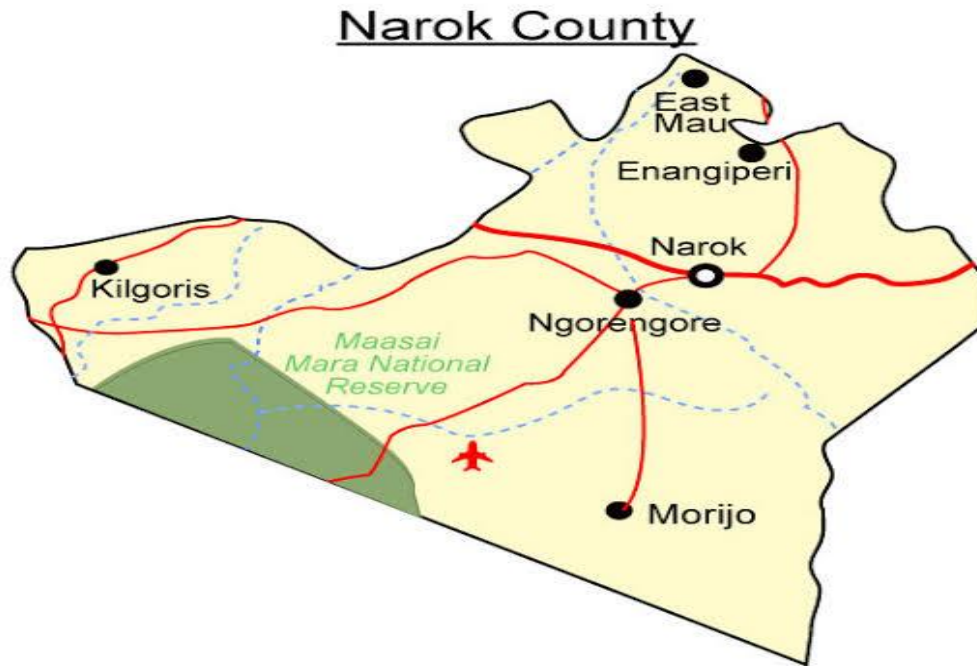
private health facilities and schools. The approximated area of Narok County is 17,845 square kilometres with population of 1,158,000 (KNBS, 2019). Annual temperature ranges between 12 to 28<sup>0</sup>C and the average annual rainfall ranges between of 500 to 1,800 mm. Narok town is transit centre for people travelling from Nairobi to Maasai Mara, Bomet, Kisii and Nyanza regions. Tourism is the major source of revenue to both the Narok County Government and private investors. Most residents are small scale traders, farmers and pastoralists. Narok Town is the headquarter of the Narok County and positions as the most important business hub in the county and rift valley region (NCG, 2015). Narok town has a cosmopolitan population consisting communities from all parts of Kenya. Figures 2.3, 3.1 and 3.2 below, demonstrate the location of Narok town in the republic of Kenya.





**Figure 2. 3 Map of Kenya**

Source: [www.mapsoftworld.com](http://www.mapsoftworld.com)



**Figure 3. 1 Map of Narok County**

Source: learn@e-Limu.org



**Figure 3. 2 Map of Narok Town ward**

Source: Google Map

### 3.5 Study Population

The study targeted to interview household heads who answered all the questions in regards to themselves and other family members in 480 households within the 6 settlements, namely: Narok town center, Olpopong', Majengo, London, Lenana and Total. At each of 6 study site, 80 households were randomly selected then permission for administering of detailed questionnaire was sought before data collection was done. For entomological data collection, 6 households were selected in each of six study sites, the mosquito samples were collected four times, once in every week for one month.

### 3.6 Sample size Determination

The sample size of 384 respondents + 25% for non-respondents (about 480 respondents) was attained by the use of the Fisher's *et al* formula (1998).

Where:  $n$ : sample size when the population is  $>10,000$ ;

$Z^2$ : Standard normal deviation at 1.96 which corresponds to a confidence level of 95%;

$p$ : the proportion of the population with the desired characteristics

$q$ :  $1 - p$ , the proportion of the population without the desired characteristics

$d^2$ : degree of precision required in general 0.05.

$$n = (1.96)^2 \times [(0.5 \times 0.5) \div (0.05^2)] = 384$$

### 3.7 Inclusion Criteria

- (a) All family members who were residing in the randomly selected 80 households in each of the following study sites: Olpopong', Narok town centre, Majengo, London, Lenana and Total (MMU area) at least for the past one year. The questionnaire was administered to the household heads who answered questions in regards to themselves and those of the other family members.
- (b) All captured mosquitoes in the selected study sites.

### **3.8 Exclusion Criteria**

- (a) Households whose heads were not willing to freely take part in the study and give consent.
- (b) Family members who were not residing in the selected study sites

### **3.9 Collection of Data on Malaria cases, Basic and Social Demographic Data**

To identify the important risk variables affecting malaria transmission, a structured questionnaire was used to gather information on malaria cases and basic and social demographic data in (480) households; (80) households in each of the (6) study sites around Narok Town ward namely: Olpopong', Narok town centre, Majengo, London, Lenana and Total (Areas around Maasai Mara University). Respondents were asked questions about themselves and their family members in regards to their demographic variables such as age, gender, pregnancy, income, education level, knowledge and perception about malaria, malaria infection status and treatment measures.

The structured questionnaires were only administered after the respondents had read, understood and signed the consent form with the help of research assistant. The consent form had explained details on permission, autonomy of participants, risks, and confidentiality among other details.

### **3.10 Collection of Ecological Data**

All ecological data were collected by use of a questionnaire in (480) households; (80) randomly selected households in each of (6) study sites around Narok Town ward namely: Olpopong', Narok town centre, Majengo, London, Lenana and Total (MMU area). Ecological information such as breeding sites, frequent mosquito bite time; modes of preventing mosquito bites; eradication of mosquito breeding sites; how respondents were learning about malaria transmission, symptoms and treatment were collected and recorded in the questionnaire form.

### **3.11 Mosquito Collection**

At each study site, namely: Narok town center, Olpopong', Majengo, London, Lenana and Total. Six (6) houses were randomly and systematically selected. Permission for entomological collection was sought before collection was done. Collection was carried out once per week for four (4) times during the month of January and February 2020. Human landing catches method was applied in collecting mosquitoes both indoors and outdoors from 6pm (1800h) to Midnight (2400h) using mouth aspirators. Resting collection was also done in the selected houses. CDC light traps were laid out to trap outdoor mosquitoes. The morning after the catch mosquitoes were sorted and identified. The mosquitoes were stored in vials with 70% ethanol.

Captured mosquitoes were recorded in a structured form and identified morphologically using taxonomic keys (Harbach, 2007) thereafter.

### **3.12 Identification of *Plasmodium* Infection in *Anopheles* Mosquitoes**

*Plasmodium* infection status in *Anopheles* mosquitoes was determined by simple microscopy. Mosquito specimen were crushed and spread on microscopic slide, each mosquito per slide. Stained with Giemsa stain and examined in microscope 100X oil immersion objective.

### **3.13 Testing for Validity and Reliability**

#### **3.13.1 Validity**

The research tools, that is detailed questionnaire, CDC light trap and mouth aspirators were submitted to experts and resource persons in field of epidemiology of infectious diseases in order to ascertain their usefulness in relation to the research questions and objectives of the study.

### **3.13.2 Reliability**

A pilot study was carried out before starting the main study. It included 8 households in each of the six zones. This was 10% of the whole sample size and was omitted in the main research. Pilot survey was conducted to establish the efficacy and practicability of the questionnaires and other tools that were being used. The tools were modified to improve where hitches were detected. The reliability of research tools was justified by the compliance of the results of the pilot survey.

### **3.14 Data Analysis**

Both the ecological and human data were physically checked to confirm the completeness of the answers, mosquitoes were physically examined and identified. the data were then entered into Microsoft Excel Worksheet 2016. Frequency, percentage, histograms were made from univariate analysis. Chi-square and correlation analysis were calculated to determine the association and correlation between different variables. Significance was established at  $p < 0.05$  (significance level 95%).

### **3.15 Ethical Consideration**

An ethical approval was sought from Mount Kenya University, research license was sought from National Commission for Science, Technology and Innovation (NACOSTI). Clearance to correct data was also sought from the Narok County Commissioner, the Narok County Director of Education and the Narok County Government. Authorization letters were issued by all the aforementioned agencies. Consent to interview respondents and collect data was sought from household heads before commencing the exercise. Respondents consented by signing the consent form. All information collected was handled with ultimate privacy and respect; participants were not required to give their names.

## CHAPTER FOUR: RESULTS AND DISCUSSION

### 4.1 Introduction

This chapter documents the outcomes of the research and dealt with the analysis of data collected from the study area and it included responses on the questionnaires, coverage of the study population and response rate, characteristics of the respondents, human risk factors, prevalence of malaria disease, ecological risk factors and proportion of *Anopheles* mosquitoes infected by *plasmodium* sporozoites. The purpose of the study was to generate evidence based information to be used to develop appropriate interventions for focused malaria control in Narok Town and similar urban areas in Kenya.

### 4.2 Coverage of Study Populations and Response Rate

The achieved response rate was 100% of the sample size in each study area, to achieve this, steps mentioned in the methodology were consistently used. In case the household head or responsible adult was absent in the selected household, Researcher and Research Assistants chose the next household and so on, until 100.0% of the sample size per study area was totally achieved. Tables 4.1 and 4.2 below show the coverage and response rate in all study sites.

**Table 4. 1:** Coverage in the Study of Ecological and Human Factors

S/No	Settlement	Sample size per settlement	Sample covered	Coverage
1	Olpopong'	80	80	100.0%
2	Narok Town center	80	80	100.0%
3	Majengo	80	80	100.0%
4	London	80	80	100.0%
5	Lenana Total	80	80	100.0%
6	Total (Maasai Mara University area)	80	80	100.0%
	Total	480	480	100.0%

Source: Researcher

**Table 4. 2:** Coverage of Mosquitoes Samples Collection

S/No	Settlement	Sample size per settlement	Sample covered	Coverage
1	Olpopong'	6	6	100.0%
2	Narok Town center	6	6	100.0%
3	Majengo	6	6	100.0%
4	London	6	6	100.0%
5	Lenana Total	6	6	100.0%
6	Total (Maasai Mara University area)	6	6	100.0%
	Total	36	36	100.0%

Source: Researcher

#### 4.3 Characteristic of the Respondents

As shown in the Table 4.3 below, out of 480 respondents who represented their households, majority were females 72.1% (346/480) with an average age of 39.3 years and males were 27.9% (134/480) with an average age of 51.6 years. Both male and female had a combined average age of 42.7 years.

**Table 4. 3:** Characteristics of the Respondents

Gender	Number	Average age
Male	134 (27.9%)	51.6
Female	346 (72.1%)	39.3
Total	480	42.7

Source: Researcher

#### 4.4 Characteristics of the Mosquito Samples

The collected mosquito samples were identified morphologically using taxonomic keys (Harbach, 2007) and grouped into their respective genus as shown in the Table 4.4 below. A total of 2,257 mosquitoes belonging to four genera were collected during the month of January and February 2020. All of them are known vectors of various pathogens in the world. In overall, the most profuse genus was *Aedes* Species 39.5% (891/2257) followed by *Culex*

species 31.1% (701/2257); *Mansonia* and *Anopheles* species accounted for 17.3% (390/2257) and 8.4% (190/2257) respectively. Majority of mosquitoes were captured through light trap collection 64.4% (1453/2257) followed by human landing catches 18.0% (407/2257) and resting collection 17.6% (397/2257). 3.8% (85/2257) were not identifiable due to distortion of their morphological characteristic during the handling process.

**Table 4. 4:** Analysis of Mosquito Genus Present in Narok Town Ward

Genus	HLC	Resting Collection	Light trap Collection	Total	Percentage (%)
Aedes spp.	154	139	598	891	39.5
Anopheles spp.	33	29	128	190	8.4
Culex spp.	121	107	473	701	31.1
Mansonia spp.	81	108	201	390	17.3
Un Identified	18	14	53	85	3.8
Total	407	397	1453	2257	100.0
Percentage (%)	18.0	17.6	64.4	100.0	

Source: Researcher

#### 4.5 Human Risk Factors Affecting Malaria Occurrence in Narok Town Ward

##### 4.5.1 Social Demographic Characteristics of the Household Members

As shown in the Table 4.5 and 4.6 below, the study captured the data for 2,010 persons from 480 households in Narok Town ward, Narok County Kenya. Majority of the household members were aged 1-14 (34.1%) and 25-44 (34.6%); The mean age of the members was 26.96 years; 58.8% were females; the literate level was at 93.9%, that is persons who had attained primary education and above; 1.7% (8/480), 2.5% (12/480) and 16.9% (81/480) of the households had a monthly income of 5000-9,999, 10,000- 14,999 and 15,000-19,999 respectively; majority of the households (79.0%) had a monthly income of Kshs. 20,000 and above; there were 58 (2.9%) expectant females.

**Table 4. 5:** Social Demographic Characteristics of the Household Members

Characteristics		Frequency			Percentage (%)
		Male	Female	Total	
Age					
	1-14 Male	378	308	686	<b>34.1</b>
	15-24 Male	54	253	307	<b>15.3</b>
	25-44 Male	220	477	697	<b>34.6</b>
	45-64 Male	100	115	215	<b>10.7</b>
	65 and above Male	76	29	105	<b>5.3</b>
	Total	828	1182	2010	<b>100%</b>
Pregnant Females				58	<b>2.9</b>
Education					
Persons not having formal education	1 to 14			123	6.1
	15-24			0	0.0
	25-44			1	0.0
	45-64			0	0.0
	65 and above			0	0.0
Sub Total				<b>124</b>	<b>6.2</b>
Primary	1 to 14			540	26.9
	15-24			120	6.0
	25-44			0	0.0
	45-64			48	2.4
	65 and above			1	0.0
Sub Total				<b>709</b>	<b>35.3</b>
Secondary	1 to 14			0	0.0
	15-24			147	7.3
	25-44			249	12.4
	45-64			71	3.5
	65 and above			77	3.8
Sub Total				<b>544</b>	<b>27.1</b>
Post-Secondary Education	1 to 14			0	0.0
	15-24			72	3.6
	25-44			438	21.8
	45-64			95	4.7
	65 and above			28	1.4
Sub Total				<b>633</b>	<b>31.5</b>

Source: Researcher

**Table 4. 6:** Monthly Income of the Households

Monthly Income	Frequency	Percentage
Below 4,999	0	0.0
5000- 9,999	8	1.7
10,000- 14,999	12	2.5
15,000- 19,999	81	16.9
20,000 & above	379	79.0
Total	480	100.0

Source: Researcher

#### 4.5.2 Knowledge on Malaria Transmission, Symptoms and Treatment

Four indicators were used to assess respondent's knowledge on malaria, namely: whether respondents knew how malaria is transmitted, whether they knew the symptoms of malaria, how they usually access malaria treatment and how they rate Malaria as a disease. As shown in Table 4.7 below: 97.92 % (470/480) knew malaria was transmitted through mosquito bite; 99.56% (478/480) said they knew the symptoms of malaria; 74.4% (367/480) purchased drug over the counter; 86.0% (413/480) through public hospitals and dispensaries; 75.6% (363/480) through private hospitals while 10.4% (50/480) would also prefer to use other modes of treatment.

**Table 4. 7:** Respondents Level of Knowledge on Malaria

Knowledge Question	Responses	Frequency	Percentage (%)
How is Malaria transmitted (Mosquito Bite)?	Yes	470	97.92
	No	10	2.08
What are the Symptoms of Malaria? (Fever, Chills, nausea, sweats, muscle pain, vomiting & headaches)	Yes	478	99.58
	No	2	0.42
How do you usually access malaria treatment?	Purchase drug over the counter	357	74.38
	Public hospital/dispensary	413	86.04
	Private Hospital/Clinic	363	75.63
	Other treatments	50	10.42
How do you rate malaria as a disease?	An ordinary disease	328	68.33
	A deadly disease	118	24.58
	No Idea	34	7.08
Total		480	100.0%

Source: Researcher

A composite measure of the respondent's knowledge on malaria transmission, symptoms and treatment was developed from the four indicators. The level of knowledge was rated from 0 to 3, where 0 = Very poor (no knowledge on the for indicators), 1 = Poor (knowledge on any one indicator), 2 = Good (knowledge on any 2 or 3 indicators) 3 = Very good (knowledge on all 4 indicators). As indicated in the Table 4.8 below, 0.42% (2/480) had very poor knowledge, 7.08% (34/480) were rated poor, 67.92% (326/480) were rated to have good knowledge and 24.58% (118/480) had very good knowledge on malaria.

**Table 4. 8:** Respondents Level of Knowledge on Malaria Based on Composite Score

Level of Knowledge	Frequency	Percentage (%)
Very poor	2	0.42%
Poor	34	7.08%
Good	326	67.92%
Very good	118	24.58%
Total	480	100%

Source: Researcher

#### **4.5.3 Bivariate analysis of Human Risk Factors Affecting the occurrence of Malaria in Narok Town Ward, Narok County, Kenya**

As shown in the Table 4.9 below, five of the variables (age, pregnancy, education, income and knowledge on malaria) were associated with malaria occurrence while one variable (gender) was not associated. Malaria occurrence was associated with age ( $p = 0.01$ ); persons who were 65 years and above were the most affected. Malaria occurrence was not associated with gender ( $p = 0.772$ ); the risk of malaria occurrence was higher in pregnant women ( $p = 0.002$ ) than non-pregnant women; malaria occurrence was associated with education ( $p = 0.026$ ); households whose heads had a post-secondary education were least affected. Malaria occurrence was associated with monthly income ( $p = 0.004$ ) and Knowledge on malaria transmission, symptoms and treatment ( $p = 0.049$ ), households whose head had a higher income (Kshs. 20,000 and above) and very good knowledge on malaria were least affected.

**Table 4. 9:** Cross Tabulation of Demographic Characteristics and Malaria Transmission

Characteristic		Malaria Occurrence			Total	Chi-square	Df	P-value
		Positive	% Positive	Negative				
Age	1 to 14	0	0	686	686	126.99	4	0.01
	15-24	1	0.33	306	307			
	25-44	0	0	697	697			
	45-64	9	4.19	206	215			
	65 and Above	11	10.48	94	105			
	Total	21	1.04	1989	2010			
Gender	Male	8	0.97	820	828	0.084	1	0.772
	Female	13	1.1	1169	1182			
	Total	21	1.04	1989	2010			
Pregnancy	Pregnant women	3	5.17	55	58	9.3	1	0.002
	Women not pregnant	10	0.9	1114	1124			
	Total	13	1.1	1169	1182			
Education	No formal education	0	0	124	124	9.25	3	0.026
	Primary	5	0.71	704	709			
	Secondary	12	2.21	532	544			
	Post-Secondary	6	0.95	627	633			
	Total	21	1.04	1989	2010			
Monthly Income	Below 4,999	0	0	0	0	13.23	4	0.004
	5000-9,999	1	12.5	7	8			
	10,000-14,999	1	8.33	11	12			
	15,000-19,999	9	11.11	72	81			
	20,000 & above	10	2.63	369	379			
	Total	21	4.38	459	480			
Knowledge on Malaria	Very poor	0	0	2	2	7.86	3	0.049
	Poor	2	5.88	32	34			
	Good	13	3.99	313	326			
	Very good	6	5.08	112	118			
	Total	21	4.38	459	480			

Source: Researcher

#### **4.6 Prevalence of Malaria Disease in Narok Town Ward, Narok County, Kenya.**

Reported malaria cases were recorded to determine the prevalence of malaria in Narok Town ward, as indicated in the Table 4.10 below, there were (21/81) laboratory confirmed cases resulting to malaria prevalence rate of 1.04%. The most affected age group was 45-64 and 65 and above accounting for 42.86% (9/21) and 52.38 (11/21) of the total cases respectively. There were 3/58 pregnant women who had malaria and 10/1124 non pregnant women who had malaria.



**Table 4. 10:** Distribution of malaria Cases Against Various Demographic Characteristics

Characteristic		Malaria Occurrence			Total
		Positive	% Positive	Negative	
Age	1 to 14	0	0	686	686
	15-24	1	0.33	306	307
	25-44	0	0	697	697
	45-64	9	4.19	206	215
	65 and Above	11	10.48	94	105
	Total	21	1.04	1989	2010
Gender	Male	8	0.97	820	828
	Female	13	1.1	1169	1182
	Total	21	1.04	1989	2010
Pregnancy	Pregnant women	3	5.17	55	58
	Women not pregnant	10	0.9	1114	1124
	Total	13	1.1	1169	1182
Education	No formal education	0	0	124	124
	Primary	5	0.71	704	709
	Secondary	12	2.21	532	544
	Post-Secondary	6	0.95	627	633
	Total	21	1.04	1989	2010
Monthly Income	Below 4,999	0	0	0	0
	5000-9,999	1	12.5	7	8
	10,000-14,999	1	8.33	11	12
	15,000-19,999	9	11.11	72	81
	20,000 & above	10	2.63	369	379
	Total	21	4.38	459	480
Knowledge on Malaria	Very poor	0	0	2	2
	Poor	2	5.88	32	34
	Good	13	3.99	313	326
	Very good	6	5.08	112	118
	Total	21	4.38	459	480

Source: Researcher

#### 4.7 Ecological Risk Factors Associated with Occurrence of Malaria in Narok Town Ward

Five indicators were analyzed to determine ecological risk factors associated with malaria occurrence in Narok Town ward, namely: presence of mosquito breeding sites, most frequent mosquito bite time, method used to prevent mosquito bites, mode of eradicating mosquito breeding sites and how the respondents got information on malaria transmission, symptoms and prevention. As shown in the Table 4.11 below, the most abundant mosquito breeding site was garbage/trash 85.4% (410/480) and standing dirty water 81.0% (389/480); stagnant water was mostly found in clogged road drainage tunnels as shown in picture 1.0 below. The most frequent mosquito bite time was at night 100% (480/480); majority of the respondents 91.0% (437/480) used mosquito net to prevent mosquito bite; 67.1% (322/480) covered water holding containers to eradicate mosquito breeding site; 96.5% (463/480) of the respondents got information on malaria transmission and symptoms on TV and advertisements.

**Table 4. 11:** Analysis of Ecological Risk Factors for Malaria in Narok Town Ward

Question	Response	Frequency	Percentage (%)
What is the common mosquito breeding site you have seen?	(i) Running dirty water	343/480	71.5
	(ii) Running clean water	83/480	17.3
	(iii) Garbage/Trash	410/480	85.4
	(iv) Standing clean water	317/480	66.0
	(v) Standing dirty water	389/480	81.0
	(vi) Plants/vegetation	342/480	71.3
	(vii) No Idea	4/480	0.8
What is the most frequent mosquito bite time?	(i) Sunrise/Dawn	4/480	0.8
	(ii) Sunset/Dusk	173/480	36.0
	(iii) Morning	246/480	51.3
	(iv) Night	480/480	100.0
	(v) Noon	0/480	0.0
	(vi) No idea	0/480	0.0
What do you use to prevent mosquito bites?	(i) Use of smoke to drive away mosquitoes	34/480	7.1
	(ii) Mosquito mat, coil, liquid vaporizer,	383/480	79.8
	(iii) Covering body with clothes	358/480	74.6

	(iv) Use of Fan	116/480	24.2
	(v) Mosquito Net	437/480	91.0
	(vi) Cleaning House	227/480	47.3
	(vii) No Idea	0/480	0.0
How do you eradicate Mosquito breeding sites?	(i) Prevent water stagnation	152/480	31.7
	(ii) Covering water storage containers	322/480	67.1
	(iii) Changing water in storage containers	236/480	49.2
	(iv) Others	11/480	2.3
	(v) No idea	5/480	1.0
How do you get information on malaria transmission, Symptoms and prevention?	(i) Health Professional	272/480	56.7
	(ii) Magazine, Newspaper, Banners	350/480	73.0
	(iii) TV, Advertisements	463/480	96.3
	(iv) Schools, Colleges, University	354/480	73.8
	(v) Relatives, Friends, Family	303/480	63.1
	(vi) Internet	214/480	44.6
	(vii) Any other	0/480	0.0

Source: Researcher



**Plate 1.0:** Picture of stagnant water under culvert at Lenana Estate in Narok Town Ward.

Source: Researcher

#### **4.7.1 Bivariate analysis of Ecological Factors Associated with Malaria Occurrence in Narok Township Ward, Narok County, Kenya**

As described in Table 4.12 below, there was no evidence that abundance of mosquito breeding sites ( $p = 0.183$ ), mosquito density ( $p = 0.460$ ), proportion of *Plasmodium* infected mosquitoes ( $p = 0.596$ ) and malaria prevalence ( $p = 0.055$ ) were associated with the specific locations in Narok Town Ward; that is Narok CBD, Olpopong, Majengo, London, Lenana, Total (MMU).

**Table 4. 12:** Cross Tabulation of Ecological Factors and Risk of Malaria Transmission

Site	Observed breeding site	Expected breeding sites	Chi-Square	Df	P- value
Narok CBD	295	314.67	7.54	5	0.183
Olpopong	333	314.67			
Majengo	312	314.67			
London	313	314.67			
Lenana	289	314.67			
Total (MMU)	346	314.67			
Total	1888	1888			

Site	Observed mosquitoes	Expected	Chi-square	df	P- value
Narok CBD	35	31.67	4.65	5	0.460
Olpopong	33	31.67			
Majengo	37	31.67			
London	22	31.67			
Lenana	34	31.67			
Total (MMU)	29	31.67			
Total	190	190			

Site	<i>Plasmodium</i> positive spp.	<i>An. Plasmodium</i> negative spp.	Total	Chi Square	Df	P- value
Narok CBD	2	33	35	3.68	5	0.596
Olpopong	1	32	33			
Majengo	2	35	37			
London	0	22	22			
Lenana	1	33	34			
Total (MMU)	3	26	29			
Total	9	181	190			

Site	Persons infected malaria	Persons by infected	not Total	Chi Square	Df	P- value
Narok CBD	4	369	373	10.82	5	0.055
Olpopong	4	310	314			
Majengo	4	360	364			
London	1	354	355			
Lenana	1	342	343			
Total (MMU)	7	254	261			
Total	21	1989	2010			

Source: Researcher

#### 4.7.2 Correlation analysis of Ecological Factors and Outcome Variables

There were 7 variables cross tabulated against the number of persons infected by malaria. As shown in the Table 4.13 below, the seven variables were significant: Density of mosquito breeding site (positive correlation = 0.715\*\*); Mosquito biting time (negative correlation = -0.510\*\*); prevention of mosquito bites (negative correlation = -0.745\*\*); eradication of mosquito breeding sites (negative correlation -0.438\*\*); access to information on malaria (negative correlation -0.557\*\*); number of *Anopheles* mosquitoes (positive correlation = 0.228\*); proportion of *Anopheles* mosquito infected by *plasmodium* (positive correlation 0.887\*\*)

**Table 4. 13:** Correlation of Ecological Risk Factors and Outcome Variables

	Number of mosquito breeding sites	Frequent mosquito bite time.	Prevention of mosquito bite	Eradication of mosquito breeding sites	Access to information on Malaria	Number of Anopheles mosquitoes captured	<i>Plasmodium</i> infected mosquitoes	Persons infected by malaria disease
Number of mosquito breeding sites	1							
Frequent mosquito bite time.	-0.239*	1						
Prevention of mosquito bite	-0.429**	0.911**	1					
Eradication of mosquito breeding sites	-0.360*	0.777**	0.858**	1				
Access to information on Malaria	0.314*	-0.162**	-0.131*	0.288*	1			
Number of Anopheles mosquitoes	-0.309*	-0.399**	-0.315*	-0.165*	0.475*	1		
<i>Plasmodium</i> infected mosquitoes	0.368*	-0.610**	-0.731**	-0.296**	0.664**	0.457**	1	
Persons infected by malaria	0.715**	-0.510**	-0.745**	-0.438**	-0.557**	0.228*	0.887**	1

Source: Researcher

#### 4.8 Proportion of *Anopheles* Mosquitoes Infected by *Plasmodium* Sporozoites

To determine the proportion of *Anopheline* mosquitoes infected by *Plasmodium* sporozoites, mosquitoes were first identified and grouped in their respective genus. As shown in the Table 4.14 below, a total of 2,257 mosquitoes belonging to four genera were collected during the month of January and February 2020. All of them are known vectors of various pathogens in the world. In overall, the most profuse genus was *Aedes* Species 39.5% (891/2257) followed by *Culex* species 31.1% (701/2257); *Mansonia* and *Anopheles* species accounted for 17.3% (390/2257) and 8.4% (190/2257) respectively. Majority of mosquitoes were captured through light trap collection 64.4% (1453/2257) followed by human landing catches 18.0% (407/2257) and resting collection 17.6% (397/2257).

**Table 4. 14:** Analysis of mosquito genus present in Narok Town Ward

Genus	HLC	Resting Collection	Light trap Collection	Total	Percentage (%)
<i>Aedes</i> spp.	154	139	598	891	39.5
<i>Anopheles</i> spp.	33	29	128	190	8.4
<i>Culex</i> spp.	121	107	473	701	31.1
<i>Mansonia</i> spp.	81	108	201	390	17.3
Un Identified	18	14	53	85	3.8
Total	407	397	1453	2257	100.0
Percentage (%)	18.0	17.6	64.4	100.0	

Source: Researcher

As shown in the Table 4.14 above and Table 4.15 below, a total of 190 *Anopheles* mosquitoes were collected by the following methods. 67.3% (128/190) mosquitoes were collected by CDC light trap, 17.4% (33/190) by HLC and 15.3% (29/190) by resting collection. 9 mosquitoes tested positive for malaria parasite in microscopy. Therefore the proportion of *Anopheles* mosquitoes that were infected by *Plasmodium* sporozoites was 4.7%.

**Table 4. 15:** Proportion of *Anopheles* mosquitoes infected by plasmodium sporozoites

	Human Landing Catches	Resting Collection	Light trap Collection	Total	Percentage (%)
Positive	2	1	6	9	4.7
Negative	31	26	121	178	93.7
Total	33	29	128	190	100.0
Percentage (%)	17.4	15.3	67.3	100	

Source: Researcher

#### 4.9 Discussion

This research provides in depth analysis on the entomological, ecological and human risk factors associated with malaria occurrence in Narok Town ward, Narok County, Kenya. The study focused on collecting and analysis of data during the month of January and February 2020. The purpose of the study was to generate evidence to be used to enhance efforts for focused malaria control in Narok Town and similar urban areas in Kenya.

The study captured social, economic and basic demographic characteristic information of 2010 persons in 480 randomly selected households. Characteristic to many urban areas, majority of the population in Narok Town were children aged 1-14 (34.1%); and 25-44 (34.6%); the proportion of females was 58.8% (1182). this finding could have been as a result of presence of many primary schools and colleges thus attracting large number of parents who preferred settling their families in Narok Town in order to enable their children access primary and college education (Adam et al., 2008). The study also captured the data for 2257 mosquitoes that were captured during the month of January and February 2020, there were 190/2257 (8.4%) *Anopheles* mosquitoes out of which 9/190 (4.7%) were positive for *Plasmodium* infection.

The study revealed 1.04% (21/2010) proportion of individuals who had suffered from malaria in the last one month; The most affected age group was 45-64 and 65 and above accounting

for 42.86% (9/21) and 52.38% (11/21) of the total cases respectively, pregnant women accounted for 3/21 (14.28%) of the total malaria cases. Malaria occurrence was not associated with gender ( $p = 0.772$ ), however other studies have proven that high proportion of children and females affects malaria occurrence as age and gender customs and standards impact separation of work, recreation undertakings, and sleeping arrangements and patterns leading to differences in exposure to mosquitoes for men and women (Lampietti *et al.*, 2000). Gender dimensions' can also impact accessibility to management and malaria medication, as well as preventative measures, choice of preventive measures, resource provision and financial authority within households (WHO, 2021). The UNDP approximates that women constitute 70% of poor people in the world. In addition, females lag after males in most social and economic pointer of welfare thus making them more vulnerable to attack by infectious diseases (Alton *et al.*, 2004).

Malaria occurrence was associated with pregnancy ( $p = 0.002$ ). Other studies have proven that people who have been infected by malaria disease repeatedly throughout their lifetimes may develop moderate resistance for symptomatic or deadly malaria. But due to the variations in the expectant mother's immune systems during gestation period and the occurrence of extra organ (the placenta) that provide additional spaces for infectious agent to infect, expectant mothers tend to lose some of their resistance to malaria infection (David, 2010). Malaria disease during pregnancy leads to increased dangerous effects on both mother and fetus, including anemia, fetal death, premature birth, retardation of intrauterine development, and delivery of underweight infants (Agomo *et al.*, 2009).

Malaria was associated with age ( $p = 0.01$ ). Previous studies have shown that there are constant disparities in distribution of malaria disease and the age of persons infected. Children below 5 years are usually the most affected during the season of high rate of malaria transmission; young children especially those with limited parental care such as orphans and from poor families are also heavily affected by malaria disease (Walldorf *et al.*, 2015; Modiano *et al.*, 1998). While most elderly people have good health and body functionality in old age, the process of ageing leads to an increase in chances of the body losing strength and immunity; Age is one of the leading determining factor of good health and wellbeing of an individual. Old individuals above 65 years have higher medical care requirements than

people of young age groups but most older people face most difficulties in accessing suitable, inexpensive and quality health care services (WHO, 2021). Biological changes induced by old age plus accrued results of the person's exposure to induced risks, such as alcoholism, smoking, poor nutrition and social variations such as loneliness and death of close relatives and friends' affects individual health thus making older people more vulnerable to both communicable and non-communicable diseases (UN, 2015).

Malaria occurrence was also associated with education ( $p = 0.026$ ), income ( $p = 0.004$ ) and knowledge on malaria ( $p = 0.049$ ). Narok Town ward is an urban center and the head quarter of Narok County and home to many other public and private institutions, it is also home to many public and private learning institution including the Maasai Mara University. This explains the report findings of high literate level where 93.9% of the population had attained primary education and above and high proportions of households (79.0%) that had a monthly income of Kshs. 20,000 and above, these are proven features of urban centers (Williams and Jones, 2004). Previous studies have shown that less educated persons are usually more affected by infectious diseases (Bravo *et al.*, 2011; Berkman *et al.*, 2011; Edwards *et al.*, 2019). Lack of education leads to inadequate information on infectious diseases; information and sensitivity of disease is a significant aspect for shaping acceptance and utilization disease control and prevention tools by communities (WHO, 2021). Educated Individuals are able to secure better paying jobs that provides health-promoting benefits such as health insurance, paid leave, and retirement. Equally, people with less education are more likely to work in high-risk occupations with few health benefits (Baum *et al.*, 2013). Better paying job result to higher income which has a major effect on health of workers. Persons earning better salary can comfortably buy nutritive foods, have the funds for medical care needs, transportation and education for their children and also get time to work out regularly. In addition, the job uncertainty, small salary, and absence of resources linked to low education can cause people and children to become more susceptible to social and economic suffering during tough economic period which can lead to low quality diet, poorly constructed houses, and unattainable medical bills thus predisposing the them to higher risk of acquiring and transmitting infectious diseases (Montez *et al.*, 2014).

Poverty may predispose household members to the high risk of acquiring infectious disease due to inability to acquire preventive tools such as long lasting insecticide treated nets and insecticide sprays, good health care services, well-constructed houses and clothes. They are also not able to feed on nutritious diet thereby compromising their immunity (Koenker *et al.*, 2014; Abu-Raddad *et al.*, 2006). High household income guarantees a population's ability to adjust and contribute positively toward the Government's malaria prevention and control strategies. Failure to timely detect and seek malaria treatment increases the risk of transmission within the community (KEMRI, 2021). Poverty and cultural beliefs result in use of traditional herbs which most cases are ineffective. Some residents in Narok town areas such as Majengo and Olpopong' had people living in overcrowded and poorly constructed mud houses thereby increasing the risk of exposure to mosquito bite. Overcrowding of humans in slums leads to poor sewerage and drainage, consequently increasing mosquito breeding sites (WHO, 2021).

Comparable to other studies, it was good to find out that majority of the household heads, about 97.92 % (470/480) of the total respondents knew that malaria was spread to human by mosquitoes. In regards to malaria symptoms, fever, vomiting, headache and chills were recognized by the majority of the respondents 99.56% (478/480) as the main characteristics identified in individuals infected by malaria. Ability to know how malaria is transmitted and its symptoms could be credited to the presence of high literacy level and high percentage of youthful population, Knowledge on malaria transmission, symptoms and treatment enables timely identification and treatment of infected individual, this has been established to be strongly effective in decreasing the spread of malaria in the community (Forero *et al.*, 2015; Reddy *et al.*, 2011; Adam *et al.*, 2008). Several other research findings have also demonstrated that infectious disease knowledge was considerably higher in areas with higher education level mainly urban centers and contributed positively to the disease control and prevention strategies (Pallas *et al.*, 2013; Rodriguez *et al.*, 2003).

About 68.33% (328/480) of respondents rated malaria as an ordinary disease while 24.58% (118/480) rated malaria as a deadly disease. Majority 86.0% (413/480) reported to have sought malaria treatment in public hospitals and dispensaries and 75.6% (363/480) reported to have sought treatment in private hospitals This was constant with other studies that has

proven that people with a good knowledge of the causative agent, signs and severity of the sickness tend seek prompt medication recognized health facilities (Hlongwana *et al.*, 2009). However, it was disturbing to find out that 74.4% (367/480) of the responders reported to have purchased drug over the counter without recommendation by the health professional and about 10.4% (50/480) reported to have used medicinal herbs. Various studies have proven that self-treatment leads to disease complications and potential development of medication resistance of infectious diseases (Yeneneh *et al.*, 2003).

The most reported mosquito breeding site was garbage 85.4% (410/480) and standing dirty water 81.0% (389/480), despite this findings, only 31.7% reported to have been clearing stagnant waters in gutters and tunnels near their homes, these could be attributed to lack of awareness on the need of citizen being personally responsible on their health wellbeing (Peters *et al.*, 2012). 67.1% (322/480) covered water holding containers to prevent contamination. Presence of breeding site and lack of individual commitment to eradicate breeding sites may lead to increase of malaria vector population consequently amplifying malaria distribution in the community (Abilio *et al.*, 2011; Clarke *et al.*, 2002). The most reported mosquito bite time was at night 100% (480/480) and this explains high percentage of responders 91.0% (437/480) who used mosquito net during sleeping time. Most people 96.5% (463/480) indicated that they had learned about malaria on TV and radio advertisements. Various research has indicated that high level of education and increased access to information has a direct correlation with best malaria practices, people who have adequate information on infectious disease transmission and treatment are able to use effective prevention and control mechanisms based on the information they possess (Hanafi *et al.*, 2011).

The proportion of *Anopheles* mosquitoes (malaria vector) was found to be 8.4% (190/2257) this was comparatively fewer compared to other mosquito genera. The leading genus was *Aedes* species 39.5% (891/2257) followed by *Culex* species 31.1% (701/2257) and *Mansonia* 17.3% (390/2257). All of them are globally known vectors of many pathogens. (Kraemer *et al.*, 2015), (Mouchet *et al.*, 2001), (Scott *et al.*, 2015). The available breeding environments could have led to these findings. Other researchers found that Quality of water affects mosquito population as some species prefer clean while others prefer dirty water (Rapuoda

*et al.*, 1996). For example, *An. gambiae* (*s.l.*) reproduce in small, exposed, sun-drenched, fresh water sites, *An. funestus* usually reproduce in water environments with emergent plants like swamps and rice fields, therefore absence of swamps and rice fields in Narok Town ward could have led to low Anopheles mosquito population. *Culex quinquefasciatus* reproduce in contaminated water environments like pit latrines, soak pits, drains and exposed sewerage and waste structures (Imam *et al.*, 2014).

The proportion of *Anopheles* mosquitoes infected by *plasmodium* sporozoites was found to be 4.7%. These findings were consistent to most studies conducted in Bangladesh and Kenya (Alam *et al.*, 2010), (Lutomiah *et al.*, 2013), (Minakawa *et al.*, 2002).



## CHAPTER FIVE: SUMMARY, CONCLUSIONS AND RECOMMENDATIONS

### 5.1 Introduction

This chapter present information on summary, conclusion and recommendations. The study focused on collecting and analysis of data during the month of January and February 2020. The report provides detailed overview on the entomological, Ecological and Human factors associated with malaria occurrence in Narok Town ward, Narok County, Kenya. The purpose of the study was to generate evidence to be used to enhance efforts for focused malaria control in Narok Town and similar urban areas in Kenya.

### 5.2 Summary

#### 5.2.1 Characteristics of the Respondents

A total of 480 households occupied by 2010 inhabitants were surveyed in Narok Town ward, 80 households in each of the six zones namely: Olpopong, Narok Town center, Majengo, London, Lenana and Total (Areas around Maasai Mara University). A total of 2257 mosquitoes were collected for entomological study; Identification was done by use of Harbach key and testing of *Anopheles* species for *Plasmodium* infection was done through microscopy.

Majority of the population were aged 1-14 (34.1%) and 25-44 (34.6%); the proportion of females was 58.8% (1182). Pregnant females were 2.9% (58/2010) of the total population. 93.9% of the population had attained primary education and above; majority of the households (79.0%) reported having a monthly income of Kshs. 20,000 and above.

A total of 2,257 were collected during the month of January and February 2020 and identified morphologically and classified into their respective genus by use of Harbach key. The most profuse genus was *Aedes* Species 39.5% (891/2257) followed by *Culex* species 31.1% (701/2257); *Mansonia* and *Anopheles* species accounted for 17.3% (390/2257) and 8.4% (190/2257) respectively. Majority of mosquitoes were captured through light trap collection 64.4% (1453/2257) followed by human landing catches 18.0% (407/2257) and resting

collection 17.6% (397/2257). 3.8% (85/2257) were not identifiable due to distortion of their morphological characteristic during the handling process.

## **5.2.2 Human Risk Factors Affecting the Occurrence of Malaria in Narok Town Ward, Narok County, Kenya**

### **Social Demographic Characteristics of the Household Members**

The study captured the data for 2,010 persons that were residing in randomly selected 480 households in Narok Town ward. Majority of the household members were aged 1-14 (34.1%) and 25-44 (34.6%); The mean age of the members was 26.96 years; 58.8% were females; the literate level was at 93.9%, that is persons who had attained primary education and above; 1.7% (8/480), 2.5% (12/480) and 16.9% (81/480) of the households had a monthly income of 5000-9,999, 10,000- 14,999 and 15,000-19,999 respectively; majority of the households (79.0%) had a monthly income of Kshs. 20,000 and above; there were 58 (2.9%) expectant females.

### **Knowledge on Malaria Transmission, Symptoms and Treatment**

Four indicators were used to assess respondent's knowledge on malaria, namely: whether respondents knew how malaria is transmitted, whether they knew the symptoms of malaria, how they usually access malaria treatment and how they rate Malaria as a disease. 97.92 % (470/480) knew malaria was transmitted through mosquito bite; 99.56% (478/480) identified fever, chills, nausea, sweats, muscle pain, vomiting and headaches as the symptoms of malaria; 74.4% (367/480) reported that they had been purchasing drug over the counter without recommendation by the medical professional; 86.0% (413/480) reported to have sought treatment in public hospitals and dispensaries; 75.6% (363/480) reported to have also sought malaria treatment in private hospitals while 10.4% (50/480) reported to have used medicinal herbs such as *Azadirachta indica* (mwarubaine) and *Ajuga remota* (Wanjiru wa ruri). Malaria occurrence was not associated with gender ( $p = 0.772$ ), but it was associated with age ( $p = 0.01$ ), pregnancy ( $p = 0.002$ ), education ( $p = 0.026$ ), income ( $p = 0.004$ ) and knowledge on malaria ( $p = 0.049$ ).

### **5.2.3 Prevalence of Malaria Disease in Narok Town Ward, Narok County, Kenya.**

Reported malaria cases were used to determine the prevalence of malaria in Narok Town ward, there were (21/81) laboratory confirmed cases resulting to malaria prevalence rate of 1.04%. The most affected age group was 45-64 and 65 and above accounting for 42.86% (9/21) and 52.38 (11/21) of the total cases respectively. The proportion of Malaria among pregnant and non-pregnant women was 5.17% and 0.89% respectively. Malaria prevalence for male and female was 0.97% and 1.1% respectively.

### **5.2.4 Ecological Risk Factors Associated with Occurrence of Malaria in Narok Town Ward, Narok County, Kenya**

Five indicators were used to determine ecological risk factors associated with malaria occurrence and distribution in Narok Town ward, namely: presence of mosquito breeding sites, most frequent mosquito bite time, method used to prevent mosquito bites, mode of eradicating mosquito breeding sites and how the respondents got information on malaria transmission, symptoms and prevention. The most abundant mosquito breeding site was garbage/trash 85.4% (410/480) and stagnant dirty water 81.0% (389/480), the most frequent mosquito bite time was at night 100% (480/480); majority of the respondents 91.0% (437/480) used mosquito net to prevent mosquito bite; 67.1% (322/480) covered water holding containers to eradicate mosquito breeding site; 96.5% (463/480) of the respondents got information on malaria transmission and symptoms on TV and advertisements. Out of 7 variables that were cross tabulated against the number of persons infected by malaria. seven variables were significant: Density of mosquito breeding site (positive correlation = 0.715\*\*); Mosquito biting time (negative correlation = -0.510\*\*); prevention of mosquito bites (negative correlation = -0.745\*\*); eradication of mosquito breeding sites (negative correlation -0.438\*\*); access to information on malaria (negative correlation -0.557\*\*); number of *Anopheles* mosquitoes (positive correlation = 0.228\*); proportion of *Anopheles* mosquito infected by *plasmodium* (positive correlation 0.887\*\*).

### **5.2.5 Proportion of *Anopheles* Mosquitoes Infected by *Plasmodium* Sporozoites in Narok Town Ward, Narok County, Kenya**

A total of 2,257 mosquitoes belonging to four genera were collected during the month of January and February 2020. The most abundant genus was *Aedes* Species 39.5% (891/2257) followed by *Culex* species 31.1% (701/2257); *Mansonia* and *Anopheles* species accounted for 17.3% (390/2257) and 8.4% (190/2257) respectively. Majority of mosquitoes were captured through light trap collection 64.4% (1453/2257) followed by human landing catches 18.0% (407/2257) and resting collection 17.6% (397/2257). The proportion of *Anopheles* mosquitoes (malaria vector) was found to be 8.4% (190/2257) in which 4.7% were infected by *plasmodium* sporozoites.

### **5.3 Conclusion**

The study captured data for 2010 persons from the 480 randomly selected households in Narok Town Ward, majority of the population were children and youth; there was high literacy level and most people had good knowledge on malaria transmission, symptoms treatment and prevention. There was considerable proportion of people (1.04%) who had malaria an indicative there was existence of malaria disease in Narok Town Ward. Majority households reported using of ITN to prevent mosquito bite at night, most abundant mosquito breeding site was stagnant dirty water near homes, this resulted from clogged waste water tunnels and overflow of septic tanks and pit latrines.

Although there was presence of people who had been infected by malaria and *Anopheline* species infected by *Plasmodium*. a significant gaps relating to diagnosis, treatment and control of mosquito breeding sites was evident. There were substantial percentage of people preferring to purchase drugs without a prescription; many people did no appreciate the need to clear stagnant waters and garbage. This study presents evidence that point to the need to develop community based education and awareness activities specific to Narok Town ward based on the specific gaps found in this study.

The study was carried out appropriately as per the proposed plan, the members of the public were receptive and supportive. There were no challenges in securing relevant ethical

clearances and approvals from relevant agencies. However, there was difficulties experienced in terms of cost and securing laboratory services in major research institutions.

## **5.4 Recommendations**

### **Recommendations for Policy, Programme/Practice**

The following are recommendations for practice based on the findings of this study:

The Government need to create awareness on the presence of malaria in Narok Town ward and educate members of the public on control and prevention measures and also enlighten them on harmful effects of using drugs purchased over the counter without prescription by a qualified health worker.

The Narok Town Municipality needs to establish and inculcate a community based accountability in town cleaning services by educating members of the public on the need to clear bushes and stagnant waters around their homes, proper waste disposal, proper septic tanks and toilets construction, proper sewerage disposal and proper waste water disposal mechanisms.

The Narok County Government- Department of Health need to establish a regular mass distribution of long lasting insecticide treated mosquito net and carry out annual monitoring and evaluation assessments to ensure that the nets being used by the members of the public are of good condition and are being used properly and consistently. The Department of Health needs also to train the Community Health Volunteers (CHV) on malaria prevention, diagnosis and treatments options who in return will serve as community resource persons at the community level.

Regular training of private health care workers in private pharmacies and clinics on harmful effect of prescribing antimalarial drugs without laboratory confirmation and regular market surveillances carried out by relevant authorities to prevent the same and avert possible drug resistance in the community.

It was difficult to secure laboratory services from reputable institutions, it is therefore important for the Mount Kenya University to establish an Insect based research laboratory for offering services at subsidized rate to its students and other local researchers.

### **Recommendations for Further Research in this Field of Study**

It is reasonably evident that the malaria and mosquito burden in Kenya cannot be underestimated, with the current global warming and climate change, it poses a potential mosquito-borne disease outbreaks thus adding damage to the already overstrained health systems by malaria disease, therefore, a regular and structured mosquito surveillance and research in the country need to be undertaken so as keep track on the individual species present and ascertain their mosquito borne pathogens infection status.

## REFERENCES

- Abilio, A.P., Kleinschmidt, I., Rehman, A.M., Cuamba, N., Ramdeen, V., Mthembu, D.S., Coetzer, S., Maharaj, R., Wilding, C.S., Steven, A., Coleman, M., Hemingway, J. & Coleman, M. (2011) *The emergence of insecticide resistance in central Mozambique and potential threat to the successful indoor residual spraying malaria control programme*. *Malaria Journal*, 10, e110.
- Abu-Raddad LJ, Patnaik P, Kublin JG. (2006) *Dual infection with HIV and malaria*. *Malaria Journal*; 314:1603–1606.
- Adam I, Khamis AH, Elbashir MI. (2005) *Prevalence and risk factors for Plasmodium falciparum malaria in pregnant women of eastern Sudan*. *Malaria Journal*, 4(1):18.
- Adam I, Salih A, Khamis AH, Malik EM (2008) *Perceptions of the causes of malaria and of its complications, treatment and prevention among midwives and pregnant females of Eastern Sudan*. *Journal of Public Health*, 16: 129-132.
- Agomo CO, Oyibo WA, Anorlu RI, Agomo PU. (2009) *Prevalence of malaria in pregnant women in Lagos, south-West Nigeria*. *Korean J Parasitol*, 47(2):179.
- Allison A. King, Sara K. Vesely, Emily Vettese, Sadie Cook, Adam Cuker, Wendy Stock, Morgan Homer, Josel Fritz, Lillian S. (2020) *Impact of gender and caregiving responsibilities on academic success in hematology*. *Journal of Hematology*, (4): 755–761. doi: <https://doi.org/10.1182/bloodadvances.2019000084>
- Alton C, Ratanavong H, Brown G. (2004) *Service delivery and relocation: options for development planning*. Final report. UNDP/ ECHO.
- Barnett WS, Belfield CR. (2006) *Early childhood growth*. *Future Child*, 16:75-98.
- Baum S, Ma J, Payer K. (2013) *The Benefits of Higher Education for Individuals and Society*. *Public Health*, 27:103-24.

- Beier JC, Perkins PV, Onyango FK. (1990) *Characterization of malaria transmission by Anopheles (diptera: Culicidae) in Western Kenya in press for malaria vaccine trials*. *Journal of Medical Entomology* **27**, 570– 577
- Berkman ND, Daniel G, James OG. (2011) *Low health literacy and health outcomes: an updated systematic review*. *Ann Intern Med*, 155:97-107.
- Bravo L., Roque V.G. Brett J., Dizon R., L'Azou M. (2014) *Epidemiology of dengue disease in the Philippines (2000–2011): A systematic literature review*. *PLoS Negl. Trop. Dis.* 8: e3027. doi: 10.1371/journal.pntd .0003027.
- Brulle RJ, Pellow DN. (2006) *Environmental justice: human health and environmental inequalities*. *Annual Review of Public Health*, 27:103-24.
- Burkett-Cadena N.D., Bingham A.M., Porterfield C., Unnasch T.R. (2014) *Innate preference or opportunism: Mosquitoes feeding on birds of prey at the Southeastern Raptor Center*. *Journal of Vector Ecology*. 39:21–31. doi: 10.1111/j.1948-7134.
- Center For Disease Control and Prevention <https://www.cdc.gov/malaria/about/biology/index.html#:~:text=The%20malaria%20parasite%20life%20cycle,which%20rupture%20and%20release%22merozoites%20>. Accessed on 7<sup>th</sup> May, 2017
- Center For Disease Control and Prevention <https://www.cdc.gov/malaria/about/biology/index.html>. Accessed on 8<sup>th</sup> May, 2023.
- Center For Disease Control and Prevention: [https://www.cdc.gov/dengue/resources/factsheets/mosquito life cycle final. pdf](https://www.cdc.gov/dengue/resources/factsheets/mosquito%20life%20cycle%20final.pdf). Accessed on 7<sup>th</sup> May, 2017
- Chanda, E., Hemingway, J., Kleinschmidt, I., Rehman, A.M., Ramdeen, V., Phiri, F.N., Coetzer, S., Mthembu, D., Shinondo, C.J., Chizema-Kawesha, E., Kamuliwo, M., Mukonka, V., Baboo, K.S. & Coleman, M. (2011) *Insecticide resistance and the future of malaria control in Zambia*. *PLoS One*, **6**, e24336.

- Chuma J, Abuya T, Memusi D, Juma E, Akhwale W, Ntwiga J, Nyandingisi A, Tetteh G. (2009) *Reviewing the literature on access to prompt and effective malaria treatment in Kenya: Implications for meeting the Abuja targets*. *Malaria Journal*, 27:13-24
- Ciota A.T., Kramer L.D. (2013) *Vector-virus interactions and transmission dynamics of West Nile virus*. *Viruses Journal*, 5:2021–3047.
- Clarke E, Bøgh C, Brown C, Walraven L, Thomas J. (2002) *Risk of malaria infection in Gambian children increases away from malaria vector breeding sites*. *Royal Society of Tropical Medicine and Hygiene* 96, 499–506.
- Craig MH, Nawn JB: (2004) *Exploring thirty years of malaria data in KwaZulu-Natal, Part I: the impact of climatic factors*. *Tropical Medical Health*; 9:1247–1257.
- Cuellar CB, Foll CV. (1968) *The dynamics of malaria*. World Health Organization. 38(5):743–755.
- David. J. Anstee (2010) *The relationship between blood groups and disease*. *Journal of Blood Science*; 115 (23): 4635–4643. doi: <https://doi.org/10.1182/blood-2010-01-269>
- Denhem SA. (2006) *Social-emotional competence as support for school readiness: what is it and how do we assess It?* *Early Education Development*,17:57-89.
- Detinova Ts, Gillies Mt. (1964) *Observations on the Determination of the Age Composition And Epidemiological Importance Of Populations Of Anopheles Gambiae and Anopheles Funestus Giles In Tanganyika*. *Bull World Health Organ*, 30:23–28.
- Edwards, H.M., Sriwichai, P., Kirabittir, K. et al. (2019) *Transmission risk beyond the village: entomological and human factors contributing to residual malaria transmission on the Thailand–Myanmar border*. *Malaria Journal* **18**, 221. [https://doi.org/ 10. 1186/s 12876-019- 2852-5](https://doi.org/10.1186/s12876-019-2852-5). Accessed on 5th June 2022.
- Epelboin Y., Talaga S., Epelboin L., DuFour I. (2017) *An updated review of competent or naturally infected mosquitoes*. *PLoS Negl. Trop. Dis*, 11:e0005933. doi: 10.1371/journal.pntd.0005933.

- Fana S, Bunza M, Anka S, et al. (2015) *Prevalence and risk factors associated with malaria infection among pregnant women in a semi-urban community of north-western Nigeria*. *Infect Dis Poverty*, 24:4–8. doi: 10.1186/s40249-015-0054-0.
- Ferguson, H, Dornhaus A, Beeche A, Borge C, Meister C, Gottlieb B, Mulla M, Gimnig. (2010) *Ecology: a prerequisite for malaria elimination and eradication*. *PLoS Medicine*, 7, e1000303.
- Forero DA, Chaparro PE, Vallejo AF, et al. (2014) *Knowledge, attitudes, and practices of malaria in Colombia*. *Malar J*, 13:1–10. doi: 10.1186/1475-2875-13-165.
- Françoise B, Suzanne V, Cécile A, Annie M, Manuela V, Florence K, Isabelle H, Fouad M, Christine F, Sandra B, Ralph E, Corinne P. (2015) *Chronic and acute anemia and extracranial internal carotid stenosis are risk factors for silent cerebral infarcts in sickle cell anemia*. *Blood J*, 125 (10): 1653–1661. doi:
- Gilles M, Fletcher K, Hendricks R, Lindner R, Reddy, Allan N. (2018) *Glucose-6-phosphate-dehydrogenase deficiency, sickling, and malaria in African children in South Western Nigeria*, *Lancet*, vol. 1 (pg. 138-40)
- Gottesman II, Hanson DR. (2005) *Human development: biological and genetic processes*. *Annu Rev Psychol*, 2005;56:263-86.
- Grimm KA, et al. (2011) *Access to Health Food Retailers—United States, 2011*. CDC Health Disparities and Inequalities Report — United States, Centers for Disease Control. *MMWR Morb Mortal*;62: 20-26.
- Hackman DA, et al. (2010) *Socioeconomic status and the brain: mechanistic insights from human and animal research*. *Nat Rev Neurosci*,11:651-9.
- Hanafi-Bojd A, Vatandoost H, Oshaghi M, Eshraghian M, Haghdoost A, Abedi F, Zamani G, Sedaghat M, Rashidian A, Madani A (2011) *Knowledge, attitudes and practices regarding malaria control in an endemic area of southern Iran*. *Southeast Asian J Trop Med Public Health*. 42: 491-

- Harbach R. (2008) *Mosquito Taxonomic Inventory; Genus Mansonia*: <http://mosquito-taxonomic-inventory.info/genus-emmansoniaem-blanchard-1901>. Accessed on 15 March 2021.
- Harbach R.E. (2007) *The Culicidae (Diptera): A review of taxonomy, classification and phylogeny*. *Zootaxa*. 1668:591–638. doi: 10.11646/zootaxa.1668.1.28.
- Harbach, R. E. (2004) *The classification of genus Anopheles (Diptera: Culicidae): a working hypothesis of phylogenetic relationships*. *Bulletin of entomological research* 94: 537.
- Harbach, R. E. (2007) *The Culicidae (Diptera): a review of taxonomy, classification and phylogeny*. *Zootaxa* 1668: 591-538.
- Hay SI, Cox J, Rogers DJ, Randolph SE, Stern DI, Shanks GD (2002) *Climate change and the resurgence of malaria in the east African highlands*. *Nature*, 415:905–9
- Hay SI, Packer MJ, Rogers DJ (1997) The impact of remote sensing on the study and control of invertebrate intermediate hosts and vectors for disease. *International Journal of Remote Sensing* **18**, 2899– 2930.
- Heckman JJ, Kautz T. (2012) *Hard evidence on soft skills*. *Labour Economics*. 19:451-64.
- Hemingway, J., & Ransom, H. (2000). *Insecticide resistance in insect vectors of human disease*. *Annual review of entomology* 45: 371-391.
- Hlongwana KW, Mabaso ML, Kunene S, Go vander D, Maharaja R. (2009) *Community knowledge and practices on malaria in Swaziland: a country earmarked for malaria elimination*. *Malar J*, 8: 29-37. 10.1186/1475-2875-8-29.
- Howard, A. Zhou, G, Oman F. (2007). *Malaria mosquito control using edible fish in western Kenya: preliminary findings of a controlled study*. *BMC public health* 7: 199.
- Imam AA, Deeni Y. (2014) *Common types of Anopheles gambiae breeding habitats in north western Nigeria*. *J Innov Res Eng Sci*, 4: 496–504 Accessed on 25<sup>th</sup> March, 2022.

- Islam M, Zul K, Kifle M, Sherwani M, Ghosh S, Tiwari S. (2011) *Occurrence of malaria, dengue and chikungunya significantly related with mosquito breeding sites*. J. Islam. Med. Assoc. North Am, 43:58–67. doi: 10.5915/43-2-7871.
- Jetten H, Martens M, Takken W. (1996) *Model simulations to estimate malaria risk under climate change*. Journal of Medical Entomology 33, 361– 371.
- Kaplan GA, et al (1994) *Social functioning and overall mortality: Prospective evidence from the Kuopio Ischemic Heart Disease Risk Factor Study*. Epidemiology, 5:495-500.
- Karl F, Friend G, Mang J, Nthony G. (2006) *Reduction in allostatic load in older adults is associated with lower all-cause mortality risk*. Psychosomatic Medicine, 68:500–7.
- Kenya Medical Research Institute (KEMRI) [www.kemri.org](http://www.kemri.org). Accessed on 2<sup>nd</sup> May, 2023.
- Kenya Ministry of Health- National Malaria Control Programme: <http://www.nmcp.or.ke/index.php/malaria-control-in-kenya/surveillance-monitoring-evaluation-and-operation-research>. Accessed on 4<sup>th</sup> May, 2023.
- Kenya Ministry of Health. Reversing the trends. The 2nd National Health Sector Strategic Plan of Kenya. 2021. [http://www.publications.universalhealth2030.org/uploads/reversing\\_the\\_trend\\_the\\_second\\_national\\_health\\_sector\\_strategic\\_plan\\_of\\_kenya\\_nhssp\\_ii\\_\\_20052010\\_pdf\\_630kb.pdf](http://www.publications.universalhealth2030.org/uploads/reversing_the_trend_the_second_national_health_sector_strategic_plan_of_kenya_nhssp_ii__20052010_pdf_630kb.pdf). Accessed 5 May 2023.
- Kenya National Bureau of Statistics (KNBS) [www.knbs.or.ke](http://www.knbs.or.ke). Accessed on 21<sup>th</sup> March, 2022.
- Kenya National Bureau of statistics: [http://www.knbs.or.ke/index.php?option=com\\_phocadownload&view=category&id=109:population-and-housing-census-2009&Itemid=599](http://www.knbs.or.ke/index.php?option=com_phocadownload&view=category&id=109:population-and-housing-census-2009&Itemid=599) . Accessed on 4<sup>th</sup> May, 2016.
- Kenya National Malaria Strategy, 2013. Accessed on 21<sup>th</sup> March, 2022.

- Koenker H, Keating J, Alilio M, et al. (2014) *Strategic roles for behaviour change communication in a changing malaria landscape*. *Malar J*, 13:2–5. doi: 10.1176/1475-2875-13-2.
- Korenromp, E.L., B.G. Williams, E. (2003) *Measurement of trends in childhood malaria mortality in Africa: an assessment of progress toward targets based on verbal autopsy*. *Lancet Infect. Dis.* 3: 349–358.
- Kraemer M, Sinka M, Duda K, Mylne N, Shearer F, Barker C, Moore C, Carvalho R, Coelho G, Bortel W. (2015) *The global spreading of the arbovirus vectors Aedes aegypti and Ae. albopictus*. *elife*. 2015; 4:e08347. doi: 10.7554/eLife.08348.
- Kroeger A, Meyer R, Mancheno M, Gonzalez M, Pesse K. (1997) *Operational aspects of bednet impregnation for community-based malaria control in Nicaragua, Ecuador and peru*. *Trop Med Int Health*, 2: 589-602. 10.1046/j.1365-3156.1997.d01-319.x.
- Lampietti J, Stalker L. (2000) *Policy Research Report on Gender and Development*. Washington, D.C. World Bank. Consumption expenditure and female poverty. 2: 9-22
- Leventhal T, Brooks-Gunn J. (2000) *The neighborhood they live in: the effects of neighborhood residence on child and adolescent outcomes*. *Psychology Bull*, 26:9-17.
- Lindsay SW. (2003) *Changes in house design reduce exposure to malaria mosquitos*. *Tropical Medicine and International Health*. 2003; 8(6):512–517.
- Liu Y., Chin K., Juiching Z., Kim J. (2013). *Relationship between adverse childhood experiences and unemployment among adults from five U.S. states*. *Soc Psychiatry Psychiatr Epidemiol*, 48:357-69.
- Lutomiah, J., Bast, J., Clark, J., Richardson, J., Yalwala, S., Oullo, D., Sang, R. (2013). *Abundance, diversity, and distribution of mosquito vectors in selected ecological regions of Kenya: public health implications*. *Journal of Vector Ecology* 38: 134-142.

- Marita, E., Langat, B., Kinyari, T. *et al.* (2022) *Implementation of community case management of malaria in malaria endemic counties of western Kenya: are community health volunteers up to the task in diagnosing malaria?*. *Malar J* **21**, 73. <https://doi.org/10.1186/s12936-022-04094-w>
- Martens WJM, Niessen LW, Rotmans J, Jetten TH, McMichael AJ (1995) Potential impact of global climate change on malaria risk. *Environmental Health Perspectives* 103, 458– 464.
- Meillon B., Grab B., Sebastian A. (1967) *Evaluation of Wuchereria bancrofti infection in Culex pipiens fatigans in Rangoon, Burma*. *Bull World Health Organ*, 36(1):91–100. [PMC free article] [PubMed] [Google Scholar] Accessed on 20<sup>th</sup> March, 2021.
- Miller H, Mason J, Clyde D. (1976) *The resistance factor to Plasmodium vivax in blacks. The Duffy-blood- group genotype*, *N Engl J Med*. 295:302–304
- Minakawa N, George S, Moroboshi M, Andrew G., Guyana Y. (2002). *Effects of Climatic Factors on Distribution and Abundance of Malaria Vectors in Kenya*. *Journal of Medical Entomology* 39:833-841.
- Ministry of Health: <https://www.health.go.ke/kenya-takes-significant-steps-towards-malaria-elimination/>. Accessed on 2<sup>nd</sup> May, 2023
- Mistry KB, et al. (2012). *A new framework for childhood health promotion: the role of policies and programs in building capacity and foundations of early childhood health*. *Am J Public Health*;102: 1688-96.
- Modiano D, BS Sirima, A Sawadogo, (1998). *Severe malaria in Burkina Faso: influence of age on clinical presentation*. *Am J Trop Med Hygiene*, 55 pp. 539-542
- Montez JK, Berkman LF. (2014). *Trends in the educational gradient of mortality among US adults aged 45 to 84 years: bringing regional context into the explanation*. *Am J Public Health*. 104: e82-90

- Mouchet J., Carnevale P., Coosemans M., Julvez J., Manguin S., Richard-Lenoble D., Sircoulon J. (2001). *Biodiversity of Malaria Worldwide*. John Libbey Eurotext; Montrouge, France, 134: 57-92
- Mulla, M. S. (1990). *Activity, field efficacy, and use of Bacillus thuringiensis israelensis against mosquitoes*. In *Bacterial Control of Mosquitoes & Black Flies*, Springer Netherlands, 134-160.
- Narok County Government: [www.narok.go.ke](http://www.narok.go.ke): Accessed on March 5, 2016
- Nyarko SH, Cobblah A. (2014) *Sociodemographic determinants of malaria among under-five children in Ghana*. *Malar Res Treat*, 4:1–6.
- Oliver A, David S, Mossialos E (2003). *Equity of access to health care: outlining the foundations for action*. *Journal of Epidemiology of Community Health*. 2004, 58: 655-658. 10.1136/jech.
- Omumbo, J.A. (1998). *Mapping malaria transmission intensity using geographical information systems (GIS); an example from Kenya*. *Trop. Med. Parasitol.* 92, 7–21
- Pallas S, Minhas D, Pérez-Escamilla R, Taylor L, Curry L. (2013) *Bradley E. Community health workers in low- and middle-income countries: what do we know about scaling up and sustainability?* *Am J Public Health*. 103:e74–82.
- Peters M, Fudge S, Hoffman SM, Pippert A. (2012). *Carbon management, local governance and community engagement*. *Carbon Manage.* 3(4):357–368. Available from: <http://dx.doi.org/10.4155/cmt.12.4110.4155/cmt.12.41>.
- Rapuoda BA, Ouma JH, Njagi K, Khan B, Omar S. (1996). *Status of antimalarial drugs sensitivity in Kenya*. *Malaria and Infectious Diseases in Africa*. 8:25–43.
- Reddy MR, Overgaard HJ, Abaga S, Reddy VP, Caccone A, Kiszewski AE. (2011). *Outdoor host seeking behaviour of Anopheles gambiae mosquitoes following initiation of malaria vector control on Bioko Island, Equatorial Guinea*. *Malar J*. 10:184

- Reisen WK, Boreham FL (1982) *Estimates of malaria vectorial capacity for An. culicifacies and An. stephensi in rural Punjab province, Pakistan. Journal of Medical Entomology* 19, 98– 103.
- Roberts BW, Michael J, James N, Kin M. (2007) *The power of personality: The comparative validity of personality traits, socioeconomic status.* Psychology Science 13-45.
- Rodriguez AD, Penilla RP, Henry-Rodriguez M, Hemingway J: Francisco Betanzos A, Hernandez-Avila JE. (2003) *Knowledge and beliefs about malaria transmission and practices for vector control in southern Mexico.* Salud Publica Mex, 45: 110-116.
- Sabot O, Cohen JM, Hsiang MS, Kahn JG, Basu S, Tang L, Zheng B, Gao Q, Zou L, Tatarsky A, Aboobaka R. (2010): *Costs and fiscal viability of malaria control.* Lancet, 376: 1604- 1615. 10. 1016/ S0140
- Shonkoff JP, Phillips DA, Eds. (2000) *From Neurons to Neighborhoods: The Science of Early Child Development.* National Research Council and Institute of Medicine. Washington, DC: The National Academies Press.
- Shucked M, de Paz Nieves C. (2011) *The impact of health and health behaviors on educational outcomes in high-income countries: a review of the evidence.* Copenhagen, WHO Regional Office for Europe. Accessed on 25<sup>th</sup> May, 2021.
- Smedley BD et al., eds. *Unequal Treatment: Confronting Racial and Ethnic Disparities in Health Care.* Washington, DC: The National Academies Press, 2003.
- Some, E.S. (1994) *Effects and control of highland malaria epidemic in Uasin Gishu district, Kenya.* East Afr. Med. J.71, 2–8
- Somi, M.F., J.R.G. Butler, F. Valid, et al. (2007) *Is there sign for dual causation between malaria and socio economic status? Findings from rural Tanzania.* Am. J. Trop. Med. Hag. 77: 1020–1027.
- Spandorfer JM, et al. (1995) *Comprehension of discharge commands by patients in an urban emergency department.* Ann Emerge Med, 25:71 -4.

- Sum A, Dan J, Dauglas N, Jane Z (2009). *The Consequences of Dropping Out of High School*: Center for Labor Studies, Northeastern University, Boston 407: 308- 323
- United Nations (2021) [http://unstats.un.org/unsd/publication/SeriesM/SeriesM\\_74e.pdf](http://unstats.un.org/unsd/publication/SeriesM/SeriesM_74e.pdf)  
Accessed on 5 may 2023.
- United Nations, World Population Ageing 2015 (ST/ESA/SER. A/390).
- US Center for Disease Control and Prevention. *Anopheles* Mosquitoes, 2015: <https://www.cdc.gov/malaria/about/biology/index.html>. Retrived on 25 March 2019)
- Utzinger, J., Tanner, M., Kammen, D.M., Killeen, G.F., Singer, B.H. (2002). *Integrated programme is key to malaria control*. Nature 419: 431.
- Walldorf JA, Cohee LM, Coalson JE, Bauleni A, Nkanaunena K, *et al.* (2015) *School-Age Children Are a Reservoir of Malaria Infection in Malawi*. PLOS ONE 10(7): e0134061. <https://doi.org/10.1371/journal.pone.0134061>
- White K, Borrell LN. (2011). *Racial/ethnic residential separation: Framing the context of health risk and health disparities*. Health Place, 18: 438 - 48.
- Whitworth J, Morgan D, Quigley M, Smith A, Mayanja B, Emote H. (2000) *Effect of HIV-1 and increasing immune suppression on malaria parasite and clinical episodes in adults in rural Uganda: a cohort study*. Lancet, 356: 1051– 6.
- WHO Department of Gender, Women and Health (GWH) Gender, Health and Malaria, WHO Fact sheet. WHO; 2021.
- WHO. Final report of the Commission on Social Causes of Health. WHO; 2021.
- Williams DR, Mohammed SA. (2009) *Discrimination and racial disparities in health: Evidence and needed research*. J Behavior Med, 32(1), 20–47.
- Williams MV, *et al.* Inadequate literacy is a barrier to asthma knowledge and self-care. *Chest* 1998;114: 1008-15.

Williams Shanks TR, Robinson C. Assets. (2013) *Economic opportunity and toxic stress: a framework for understanding child and educational outcomes*. *Econ Educ Rev*; 33: 165-201

World Health Organization (2021) <http://www.who.int/topics/malaria/en/>. Accessed on May 2<sup>nd</sup>, 2023

World Health Organization (2013). *Malaria report*.

World Health Organization, *World Report on Ageing and Health* (Geneva, 2015)

[www.globalhealthstrategies.com/issues/malaria](http://www.globalhealthstrategies.com/issues/malaria). Accessed on March 1, 2016

Zhang TY, Meaney MJ, Chong XN. (2010) *Epigenetics and the environmental regulation of the genome and its function*. *Annu Rev Psychol*, 61: 439-66.



Mount Kenya University

## **Appendix I: Consent Form (English version)**

### **Consent Form**

My name is **George Kahwai Wanja**, I am a post graduate student at Mount Kenya University-School of Public Health, undertaking a postgraduate degree in Master of public Health in Epidemiology and Disease Control. I am carrying out this research in Narok Town Ward, Narok County, Kenya.

Please I'm requesting you to take part in this study by answering various questions that I am going to ask you in regards to malaria transmission, control and prevention. I may ask the question myself or a research assistant will ask you on my behalf.

#### **Title of My Study**

Factors Associated with Malaria Occurrence in Narok Town Ward, Narok County, Kenya.

#### **Purpose of This Study**

The findings of this study will supplement to the understanding on Entomological, Ecological and Human factors associated with occurrence of malaria. The extent of risk of the respective variables will be established. This will help in formulating of policies for focused control and preventive interventions based on local knowledge of malaria occurrence. In addition, the study will supplement information on epidemiology of malaria in Narok County and be of significance to the scholars in the field of epidemiology.

#### **Procedure**

If you accept to be part of this study, I'm going to ask you various questions regarding malaria after you consent by signing or put a finger print in the space provided.

This session will take us twenty-five to thirty minutes.

Please you are allowed to ask any questions where you do not understand the question either before or after the interview.

**Risks**

You will not be harmed in any physical way but some queries may affect you emotionally. In case you are unable to proceed, kindly let me know and we may postpone questioning to a later time convenient to you.

**Benefits**

This study will help uncover entomological, ecological and human risk factors associated with malaria occurrence in Narok Town Ward, and thus help in the future control and prevention of malaria.

**Participation**

Participation to this study is by choice and free, there is no monetary benefit.

You will freely and voluntarily participate in this study.

**Confidentiality**

Any info given to me is treated with utmost confidentiality and will only be used by me on this study only.

It is not a must to write your name on this questionnaire, a specific number will be assigned to each questionnaire for ease of analysis.

**Name of Respondent (Household head) .....**

Sign/Thumbprint.....

Date.....

**Name of researcher/Research Assistant.....**

Signature..... Date.....

## **Appendix II: Consent Form (Swahili Version)**

### **FOMU YA IDHINI**

Jina langu naitwa **George Kahwai Wanja**, mimi ni mwanafunzi katika Chuo kikuu cha Mount Kenya University. Nasomea shahada ya uzamili ya Masters in Public Health (Epidemiology and Infectious Disease control). Nafanya utafiti wangu hapa katika wadi ya mji wa Narok, Jimbo la Narok, Kenya . Naomba kwa ruhusa yako nikujumlisha kwa huu utafiti na uwe huru kuuliza maswali yoyote.

Naweza kukuuliza maswali mimi mwenyewe ama masaidizi wangu.

#### **Kichwa cha Utafiti**

Factors Associated with Malaria Occurrence in Narok Town Ward, Narok County, Kenya

#### **Nia ya Utafiti Huu**

Utafiti huu utaongeza ufahamu juu ya Mambo ya Entomological, Mazingira na Binadamu yanayohusishwa na tukio na maambukizi ya malaria. Kiwango cha hatari ya vigezo husika kitachunguzwa. Hii itasaidia kuunda sera za udhibiti uliozingatia na hatua za kuzuia kulingana na ujuzi wa ndani kuhusu tukio la malaria na maambukizi. Aidha, utafiti utaongeza habari juu ya ugonjwa wa malaria katika kata ya Narok na kuwa na umuhimu kwa wasomi katika uwanja wa magonjwa.

#### **Utaratibu wa Utafiti**

Ukikubali kuwa mshiriki katika huu utafiti, utaulizwa maswali kadhaa kuhusu Malaria na maisha yako. Maswali haya yatachukua muda wa dakika kati Ya Ishirini na Tano na Nusu saa

Utaweka sahihi ama alama yako yakidole kama thibitisho kuwa umekubali kuulizwa maswali.

Usiogope kuniuliza swali lolote kuhusiana na maradhi ya malaria, ama kutokana na maswali nitakayo kuuliza ikiwa hutaelewa vyema.

## **Hatari**

Hautapata hatari yeyote kwa kushiriki katika huu utafiti, lakini maswali mengine yanaweza kufanya kuwa na huzuni kidogo. Lakini ukihisi kuwa huwezi kuendelea kuwa huru kusema tunweza endelea wakati mwingine.

## **Faida**

Utafiti huu utasaidia kukomesha na kumaliza malaria katika jamii zetu.

## **Kuhusika**

Kushiriki katika utafiti huu ni kwa hiari na bure, hakuna faida ya fedha. Utakuwa na uhuru wa kuchagua kushiriki katika utafiti huu.

## **Siri**

Maelezo yoyote utapeana yanatibiwa kwa usiri mkubwa, yatatumika kwangu katika utafiti huu tu.

Sio lazima kuandika jina lako kwenye jarida hili la maswali, nambari maalum itapewa kwa kila jarida la maswali.

**Name of Respondent (Household head)**.....

sahihi..... Date..... alama ya kidole

**Name of researcher**.....

Signature..... Date.....

## **Appendix III: Questionnaire**

Serial No: \_\_\_\_\_

**FACTORS ASSOCIATED WITH MALARIA OCCURRENCE IN NAROK  
TOWN WARD, NAROK COUNTY, KENYA**

Name of Respondent (Noncompulsory) \_\_\_\_\_

Age \_\_\_\_\_

Gender \_\_\_\_\_

Location \_\_\_\_\_ Sublocation \_\_\_\_\_ Estate \_\_\_\_\_

**Section 1. Human Risk Factors Associated with Malaria**

**A. Basic Demographic Characteristics**

**i. Members of Household**

<b>Gender</b>	<b>1- 14</b>	<b>15- 24</b>	<b>25 - 44</b>	<b>45- 64</b>	<b>65 and above</b>
Male					
Female					

**ii. Pregnant females** \_\_\_\_\_

**iii. Level of education**

<b>Education level</b>	<b>1-14</b>	<b>15-24</b>	<b>25-44</b>	<b>45-64</b>	<b>65 and above</b>
Illiterate					
Primary					
Secondary					
Graduate and above					

**iv. Monthly Income**

<b>Amount (Ksh)</b>	<b>1- 14</b>	<b>15- 24</b>	<b>25- 44</b>	<b>45- 64</b>	<b>65 and above</b>
Below 4,999					

5,000- 9,999					
10,000- 14,999					
15,000- 19,999					
20,000 and above					

**B. Knowledge on Malaria Transmission, symptoms and Treatment**

i. How is Malaria transmitted?

---



---



---

ii. What are the symptoms of Malaria?

---



---



---

iii. How do you usually access Malaria treatment?

Treatment Option	Yes/No
Purchase Drug over the counter	
Public Hospital/Dispensary	
Private Hospital/ Clinic	
Any other treatment option	

iv. How do you rate Malaria as a disease?

Rating	Tick
An ordinary Disease	
A deadly disease	
No idea	

**Section 2. Malaria cases Present**

i. How many Malaria cases have you had in your household for the last One (1) year?

<b>Mode of Diagnosis</b>	<b>1-14</b>	<b>15-24</b>	<b>25-44</b>	<b>45-64</b>	<b>65 &amp; above</b>
Suspected cases by Self-examination based on symptoms (fever, chills, nausea, sweats, muscle pain and vomiting, headaches,					
Suspected cases due presence of symptoms by health provider at health facility (fever, chills, sweats, muscle pains, vomiting, headaches, and Physical findings (elevated temperature, perspiration, tiredness)					
Laboratory confirmation by Microscopy or by Rapid Diagnostic Test (RDT)					

### Section 3. Ecological Factors Associated with Malaria Occurrences

**1. What is the common mosquito breeding site you have seen?** (Tick where applicable)

i. Running dirty water	
ii. Garbage/ Trash	
iii. Standing clean water	
iv. Standing dirty water	
v. Running clean water	
vi. Plants/Vegetation	
vii. No idea	

**2. What is the most frequent mosquito bite time?** (Tick where applicable)

i. Sunrise/ Dawn	
ii. Sunset/ Dusk	
iii. Morning	
iv. Night	
v. Noon	
vi. No idea	

**3. What do you use to prevent mosquito bites?** (Tick where applicable)

i. Use of smoke to drive away mosquitoes	
ii. Mosquito mat, coil, liquid vaporizer	
iii. Mosquito spray	
iv. Covering body with clothes	
v. Use of fan	
vi. Mosquito net	
vii. Cleaning house	
viii. No idea	

**4. How do you eradicate mosquito breeding sites?** (Tick where applicable)

i. Prevent water stagnation	
ii. Covering water storage containers	
iii. Changing water in storage containers	
iv. Others	
v. No idea	

**5. How did you get information on malaria transmission, symptoms and prevention?**

Health care Professionals	
Magazine, Newspaper	
TV, and Advertisement/ Banners	
Schools/ Colleges/ University	
Relatives/ Friends/ Family	
Internet	
Any other	

**Appendix IV: Mosquito Collection Form**

Serial No. \_\_\_\_\_

**FACTORS ASSOCIATED WITH MALARIA OCCURRENCE IN NAROK TOWN  
WARD, NAROK COUNTY, KENYA**

Ward.....Location.....

Sub Location.....

Estate.....

Household Head.....

**1. Human Landing Catches (HLC)**

TIME	No Of Mosquitoes Caught			
	Day 1	Day 2	Day 3	Day 4
6PM to 7PM				
7PM to 8PM				
8PM to 9PM				
9PM to 10PM				
10PM to 11PM				
11PM to Midnight				

Species 1.....  
 2.....  
 3.....  
 4.....

(Species will be recorded after identification)

**2. Resting Collection (No of mosquitoes resting inside and outside the house)**

TIME	NO OF MOSQUITOES CAUGHT			
	Week 1	Week 2	Week 3	Week 4
6PM to 7PM				
7PM to 8PM				
8PM to 9PM				
9PM to 10PM				
10PM to 11PM				
11PM to Midnight				

Species 1.....  
 2.....  
 3.....  
 4.....

(Species will be recorded after identification)

**3. Light Trap Catches (No of mosquitoes caught in trap)**

TIME	No Of Mosquitoes Caught			
	Day 1	Day 2	Day 3	Day 4
6PM to 7PM				
7PM to 8PM				
8PM to 9PM				
9PM to 10PM				
10PM to 11PM				
11PM to Midnight				

Species 1.....  
 2.....  
 3.....  
 4.....

(Species will be recorded after identification)

## **Appendix V: Letter to Request Clearance from the Narok County Government**

GEORGE KAHWAI WANJA  
P. O. BOX 545- 20500  
NAROK  
Cell Phone: 0729486929  
Email: [kahwaige@gmail.com](mailto:kahwaige@gmail.com)

19<sup>th</sup> December, 2019

TO THE COUNTY SECRETARY  
NAROK COUNTY GOVERNMENT  
P. O. BOX 898- 20500  
NAROK

REF: REQUEST FOR CLEARANCE TO CORRECT DATA FOR MASTER OF PUBLIC HEALTH RESEARCH PROJECT

My name is George Kahwai Wanja, ID No. 25070587; I reside at Lenana, Narok town ward. I work as an Administrative Officer at the Narok County Government, County Public Service Board. I am currently pursuing Master of Public Health in Epidemiology in Mt. Kenya University, Department of Epidemiology and Biostatistics in the School of Public Health.

I'm writing to kindly request for clearance to correct data and mosquito samples from randomly selected household in the Narok Township ward, Narok North Sub County.

The title of my research project is **“Factors Associated with Malaria Occurrence in Narok Township Ward, Narok County, Kenya.”**

I have been cleared by the Mt. Kenya University's Ethics Review Committee and the National Commission for Science, Technology and Innovation (Certificates attached) and now I'm planning to start collecting data on 5<sup>th</sup> January to 10<sup>th</sup> February 2020.

Awaiting your positive reply, I express my appreciation in advance.

Yours Faithfully

**GEORGE KAHWAI WANJA**

## **Appendix VI: Letter to the Director of Education, Narok County for Clearance Request**

GEORGE KAHWAI WANJA  
P. O. BOX 545- 20500  
NAROK  
Cell Phone: 0729486929  
Email: [kahwaige@gmail.com](mailto:kahwaige@gmail.com)

19<sup>th</sup> December, 2019

TO COUNTY DIRECTOR OF EDUCATION  
NAROK COUNTY  
NAROK, KENYA

**REF: REQUEST FOR CLEARANCE TO CORRECT DATA FOR MASTER OF PUBLIC HEALTH RESEARCH PROJECT**

My name is George Kahwai Wanja, ID No. 25070587; I reside at Lenana, Narok town ward. I work as an Administrative Officer at the Narok County Government, County Public Service Board. I am currently pursuing Master of Public Health in Epidemiology in Mt. Kenya University, Department of Epidemiology and Biostatistics in the School of Public Health.

I'm writing to kindly request for clearance to correct data and mosquito samples from randomly selected household in the Narok Township ward, Narok North Sub County.

The title of my research project is **“Factors Associated with Malaria Occurrence in Narok Township Ward, Narok County, Kenya.”**

I have been cleared by the Mt. Kenya University's Ethics Review Committee and the National Commission for Science, Technology and Innovation (Certificates attached) and now I'm planning to start collecting data on 5<sup>th</sup> January to 10<sup>th</sup> February 2020.

Awaiting your positive reply, I express my appreciation in advance.

Yours Faithfully

**GEORGE KAHWAI WANJA**

## **Appendix VII: Letter to Request Clearance from the Narok County Commissioner**

GEORGE KAHWAI WANJA  
P. O. BOX 545- 20500  
NAROK  
Cell Phone: 0729486929  
Email: [kahwaige@gmail.com](mailto:kahwaige@gmail.com)

19<sup>th</sup> December, 2019

TO THE COUNTY COMMISSIONER  
NAROK COUNTY  
NAROK

### **REF: REQUEST FOR CLEARANCE TO CORRECT DATA FOR MASTER OF PUBLIC HEALTH RESEARCH PROJECT**

My name is George Kahwai Wanja, ID No. 25070587; I reside at Lenana, Narok town ward. I work as an Administrative Officer at the Narok County Government, County Public Service Board. I am currently pursuing Master of Public Health in Epidemiology in Mt. Kenya University, Department of Epidemiology and Biostatistics in the School of Public Health.

I'm writing to kindly request for clearance to correct data and mosquito samples from randomly selected household in the Narok Township ward, Narok North Sub County.

The title of my research project is **“Factors Associated with Malaria Occurrence in Narok Township Ward, Narok County, Kenya.”**






I have been cleared by the Mt. Kenya University's Ethics Review Committee and the National Commission for Science, Technology and Innovation (Certificates attached) and now I'm planning to start collecting data on 5<sup>th</sup> January to 10<sup>th</sup> February 2020.

Awaiting your positive reply, I express my appreciation in advance.

Yours Faithfully


**GEORGE KAHWAI WANJA**

**Appendix VIII: NACOSTI Research License**

 <b>REPUBLIC OF KENYA</b>	 <b>NATIONAL COMMISSION FOR SCIENCE, TECHNOLOGY &amp; INNOVATION</b>
Ref No: <b>780757</b>	Date of Issue: <b>18/December/2019</b>
<b>RESEARCH LICENSE</b>	
	
<b>This is to Certify that Mr. George Wanja of Mount Kenya University, has been licensed to conduct research in Narok on the topic: ENTOMOLOGICAL, ECOLOGICAL AND HUMAN FACTORS ASSOCIATED WITH MALARIA OCCURRENCE AND TRANSMISSION IN NAROK TOWNSHIP WARD, NAROK COUNTY, KENYA for the period ending : 18/December/2020.</b>	
License No: <b>NACOSTI/P/19/2900</b>	
<b>780757</b> Applicant Identification Number	 Director General <b>NATIONAL COMMISSION FOR SCIENCE, TECHNOLOGY &amp; INNOVATION</b>
	Verification QR Code 
<b>NOTE: This is a computer generated License. To verify the authenticity of this document, Scan the QR Code using QR scanner application.</b>	

## Appendix IX: Mount Kenya University Ethical Clearance

# Mount Kenya University



## SCHOOL OF POSTGRADUATE STUDIES

MPH/ 2015/31664

15<sup>th</sup> November, 2019

*The Director, Research Coordination Division  
National Commission for Science, Technology & Innovation  
Utalii House, 8<sup>th</sup> & 9<sup>th</sup> Floor  
P.O Box 30623- 00100  
NAIROBI*

Dear Sir/ Madam,

**RE: GEORGE KAHWAI WANJA- REGISTRATION NO. MPH/2015/31664**

The purpose of this letter is to introduce the above named student who is pursuing Master of Public Health in the Department of Epidemiology and Bio Statistics in the School of Public Health.


The title of his research is "*Entomological, Ecological and Human Factors Associated with Malaria Occurrence and Transmission in Narok Township Ward, Narok County, Kenya.*"

He has been cleared by the University's Ethics Review Committee (Certificate attached) and now has to proceed to the field to collect data for his research between November 2019 and January, 2020.

Any assistance accorded to him will be highly appreciated.

Thank you.

Mount Kenya University  
School of Postgraduate Studies  
P. O. Box 342- 01000 Thika

*for*   
Dr. Samuel M. Karenga, Ph.D  
Dean, School of Postgraduate Studies  
Enc.

Main Campus, General Kago Road, P.O. Box 342-01000 Thika. Tel: +254 67 2820 000,


Cell: +254 720 790 796, 0709 153 000

Email: info@mku.ac.ke, Web: www.mku.ac.ke

Chartered and ISO 9001 : 2015 Certified Institution.

**Unlocking Infinite Possibilities**

## Appendix X: Mount Kenya University Research Approval



# Mount Kenya University

REF: **MKU/ERC/1216**

Date: 23 September 2019

TO: **GEORGE KAHWAI WANJA** REG: **MPH/2015/31664**

Dear Sir/Madam,

**RE: ENTOMOLOGICAL, ECOLOGICAL AND HUMAN FACTORS ASSOCIATED WITH MALARIA OCCURRENCE AND TRANSMISSION IN NAROK TOWNSHIP WARD, NAROK COUNTY, KENYA**

This is to inform you that **Mount Kenya University** has reviewed and approved your above research proposal. Your application approval number is **621**. The approval period is **23/09/2019 – 22/09/2020**.

This approval is subject to compliance with the following requirements;

- i. Only approved documents including informed consents, study instruments, MTA will be used
- ii. All changes including amendments, deviations and violations are submitted for review and approval by **Mount Kenya University**
- iii. Death and life threatening problems and serious adverse events or unexpected adverse events whether related or unrelated to the study must be reported to **Mount Kenya University** within 72 hours of notification
- iv. Any changes, anticipated or otherwise that may increase the risks or affect the safety or welfare of study participants and others or affect the integrity of the research must be reported to **Mount Kenya University** within 72 hours
- v. Clearance for export of biological specimens must be obtained from relevant institutions
- vi. Submission of a request for renewal of approval at least 60 days prior to expiry of the approval period. Attach a comprehensive progress report to support the renewal
- vii. Submission of an executive summary report within 90 days upon completion of the study to **Mount Kenya University**

Prior to commencing your study, you will be expected to obtain a research license from National Commission for Science, Technology and Innovation (NACOSTI) <https://oris.nacosti.go.ke> and also obtain other clearances needed.

Yours sincerely,

  
The Chairman  
Mount Kenya University  
Ethics Review Committee  
P. O. Box 342 - 0100, Thika

**Prof. Francis W. Muregi**  
Chairman, Mount Kenya University IERC

Main Campus, General Kago Road, P.O. Box 342-01000 Thika. Tel: +254 67 2820 000,  
Cell: +254 720 790 796, 0709 153 000  
Email: info@mku.ac.ke, Web: www.mku.ac.ke  
Chartered and ISO 9001 : 2015 Certified Institution.  
**Unlocking Infinite Possibilities**

**Appendix XI: Clearance by the County Secretary-Narok County Government.**



County Headquarters  
Mau-Narok Road, Narok Town  
P.O Box 898 -20500  
Narok, Kenya.

**NAROK COUNTY GOVERNMENT**  
**OFFICE OF THE COUNTY SECRETARY**

Tel: 020 268 8929/03  
Email: countysecretary@narok.go.ke  
info@narok.go.ke  
Website: www.narok.go.ke

*When Replying Quote:*

**NCG/RA/VOL.1/12**

9<sup>th</sup> January, 2020

To. George Kahwai Wanja  
P.O BOX 545-20500

**NAROK.**


**RE: CLEARANCE TO COLLECT DATA**

The above matter refers

Reference is made to your letter dated 19<sup>th</sup> December, 2019 in collection of data for Masters of Public Health Research Project on Epidemiology.

The County Government has granted you to collect data for the period on conditions that you keep confidentiality and submit a copy of research recommendation and Findings to the office of the County Secretary on completion.

Please abide by the research Ethics and wish you will as you embark on your studies.

  
Johnstone L. Kiserema

**FOR : COUNTY SECRETARY**

**Appendix XII: Research Authorization by the Narok County Director of Education**



**REPUBLIC OF KENYA**  
**MINISTRY OF EDUCATION**  
State Department of Early Learning and Basic Education

FAX NO. 050-22391  
When replying please quote;  
Ref. CDE/NRK/RES/VOL1/210

COUNTY DIRECTOR OF EDUCATION  
NAROK COUNTY  
P.O BOX 18  
NAROK


DATE: 10<sup>TH</sup> JANUARY, 2020

**TO WHOM IT MAY CONCERN**

**RE: RESEARCH AUTHORIZATION – GEORGE KAHWAI WANJA.**

The above mentioned is a student at Mount Kenya University.  
He has been authorized to carry out research on "*Entomological, Ecological and Human factors associated with Malaria occurrence and transmission in Narok Township Ward*" in Narok County for the period ending *18<sup>th</sup> December, 2020.*

Please accord Him the necessary assistance.

  
For: COUNTY DIRECTOR  
OF EDUCATION  
10 JAN 2020  
NAROK COUNTY  
P. O. Box 18-20500 NAROK  
**ANTONY MAKORI**  
**FOR: COUNTY DIRECTOR OF EDUCATION**  
**NAROK**

- C.C**  
- The County Commissioner – **Narok**  
- George Wanja

**Appendix XIII: Research Authorization by the Narok County Commissioner**



**OFFICE OF THE PRESIDENT**  
**MINISTRY OF INTERIOR & COORDINATION**  
**OF NATIONAL GOVERNMENT**

Telegrams: "COUNTY", Narok  
Telephone: Narok (050) 22433  
If calling or telephoning ask for the  
undersigned  
When replying please quote

RE: SR/ADM.15/6 VOL.II/47

County commissioner's office  
Narok County,  
P.O Box 4  
**NAROK.**

10<sup>TH</sup> January, 2020

The Deputy County Commissioner  
**NAROK NORTH**

**RE: RESEARCH AUTHORIZATION: GEORGE KAHWAI WANJA**

Mr. George Wanja of Mr. Kenya University has been authorized to carry out  
Research on "**Entomological, Ecological and Human Factors Associated with  
Malaria Occurrence and Transmission in Narok Township Ward**" in Narok  
County for the period between 5<sup>th</sup> January and 10<sup>th</sup> February 2020.

Please accord him necessary assistance.

**JAMES ETYANG COLLINS**  
FOR COUNTY COMMISSIONER  
**NAROK COUNTY**

C.C.

**GEORGE KAHWAI WANJA**

## Appendix XIV: Similarity Index Report

### FACTORS ASSOCIATED WITH MALARIA OCCURRENCE IN NAROK TOWN WARD, NAROK COUNTY, KENYA

#### ORIGINALITY REPORT

14%

SIMILARITY INDEX

11%

INTERNET SOURCES

4%

PUBLICATIONS

6%

STUDENT PAPERS

#### PRIMARY SOURCES

1	Submitted to Mount Kenya University Student Paper	3%
2	erepository.uonbi.ac.ke Internet Source	1%
3	encyclopedia.pub Internet Source	1%
4	edocs.maseno.ac.ke Internet Source	<1%
5	malariajournal.biomedcentral.com Internet Source	<1%
6	Submitted to Kenyatta University Student Paper	<1%
7	link.springer.com Internet Source	<1%
8	theses.gla.ac.uk Internet Source	<1%
9	www.epa.gov Internet Source	<1%